

© copyright of **dem** (aust) Pty Limited abn 92 085 486 844.
 Any unauthorised use or distribution of information depicted on this document without **dem** (aust) Pty Limited prior consent is prohibited.
 Any reports, drawings, advice or information included or referenced that is prepared and/or provided by any other party, including the client/principal, is the sole representation of the party who prepared the report/drawings, advice or information and does not constitute a representation by **dem** (aust) Pty Limited. **dem** (aust) Pty Limited expressly takes no responsibility for any documents, advice or other material prepared by any other party.



miscellaneous items, such as stairs, ramps, bollards, benches, seats, handrails, balustrades, water features, playground equipment, fences and the like that are indicated on the drawings, are indicated as design intent only. Refer Structural Engineer's documents for detailed engineering requirements related to all supports / structural aspects of these elements.

Where specific support / structural information is not shown in the design documents, the Contractor shall provide all necessary structural supports / footings as required to ensure installations are structurally sound and adequate to suit the installation. The Contractor shall be responsible for providing all necessary structural engineering inputs & certifications necessary to satisfy this requirement.

Figured dimensions to be taken in preference to scaled dimensions. verify all dimensions on the job before preparing shop drawings or commencing work. Dimensions shown are computer generated and the contractor is to apply standard building tolerances.

verified suitable for the use stipulated by the relevant revision/issue
only if initialled and checked by an authorised **dem** (aust) pty limited
representative.

North point



planning, urban design, architecture,
landscape architecture, interior design

: po box 5036 west chatswood nsw 1515
 : (02) 8966 6000
 v: www.dem.com.au

project/client

**Waluya Pty Ltd Gosford
Transport
7A-11 Racecourse Rd, 5-9
Faunce St & Young St,
West Gosford, NSW 2250**

dwg no.	description	scale
ar--cv00	Cover Page	n/a
ar--0200	Site Plan	1:400
ar--0201	Site Analysis Plan	1:400
ar--0300	Demolition Plan	1:400
ar--1200	Ground Floor Plan	1:200
ar--1201	Ground Floor Plan	1:200
ar--1202	Level 1 Floor Plan	1:200
ar--1203	Level 1 Floor Plan	1:200
ar--1204	Roof Plan	1:200
ar--1205	Roof Plan	1:200
ar--2200	Sections	1:400
ar--2210	Building Sections - Sheet 1	1:200
ar--2211	Building Sections - Sheet 2	1:200
ar--2600	Elevations	1:200
ar--2610	Building Elevations - Sheet 1	1:200
ar--2611	Building Elevations - Sheet 2	1:200
ar--2612	Building Elevations - Sheet 3	1:200

civil & structural engineer

building service

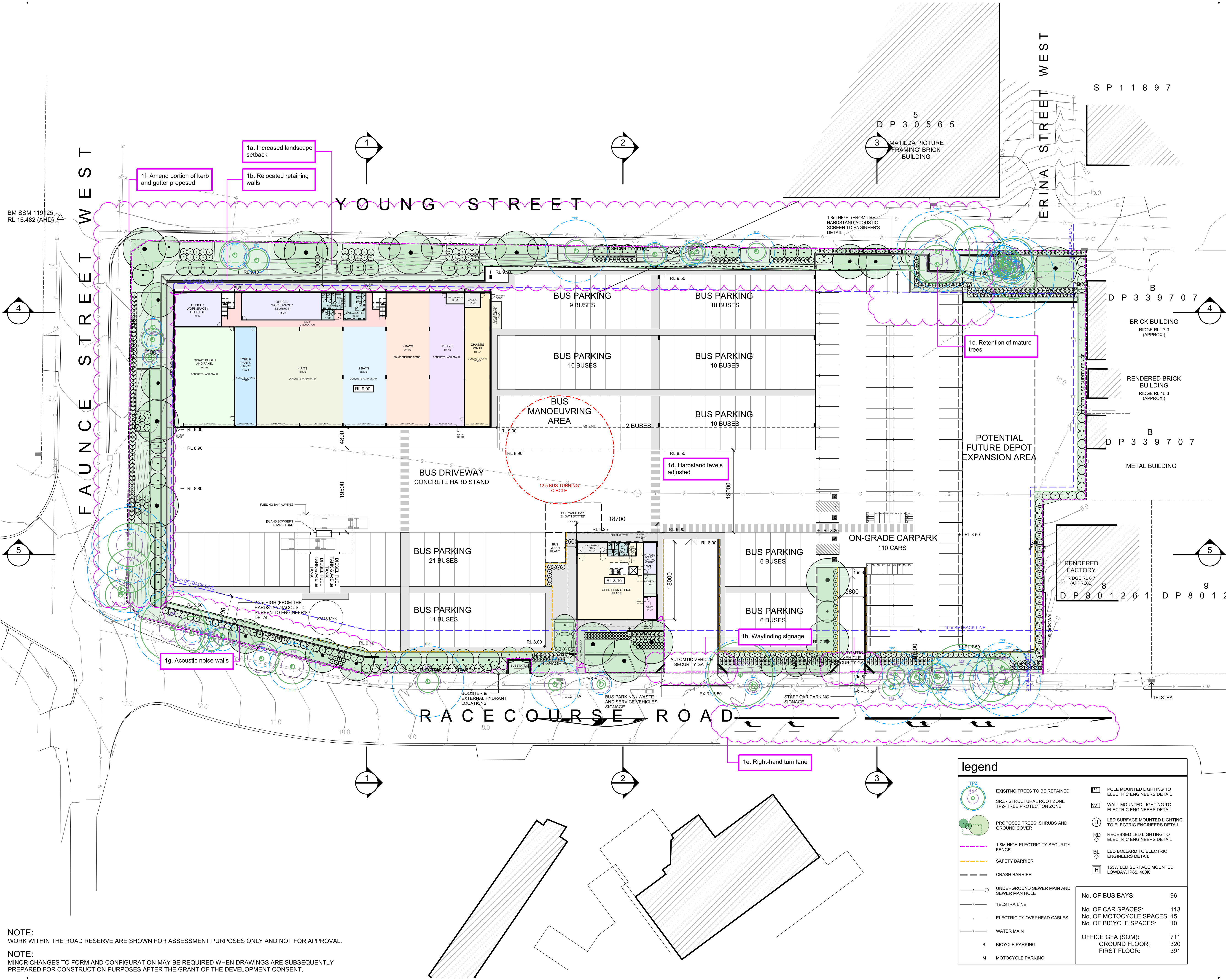
Drawing title

cover page

original	scale	drawn	project no.
a1	1:400	ml	4548-00
drawing no.			rev no.

ar--cv00

a03



copyright of **dem** (aust) Pty limited abn 92 085 486 844. any unauthorised use or distribution of information depicted on this document without **dem** (aust) Pty limited prior consent is prohibited.

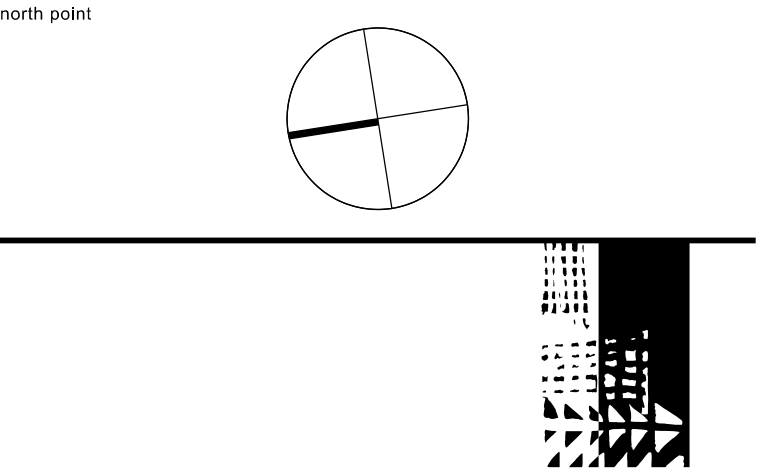
any reports, drawings, advice or information included or referenced that is prepared and/or provided by any other party, including the client/principal, is the sole representation of the party who prepared the report/drawings, advice or information and does not constitute a representation by **dem** (aust) Pty limited. **dem** (aust) Pty limited expressly takes no responsibility for any documents, advice or other material prepared by any other party.

All miscellaneous items such as stairs, ramps, bollards, benches, seats, handrails, ballustrades, water features, playground equipment, fences and the like that are indicated on the drawings, are indicated as design intent only. Refer Structural Engineer's documents for detailed engineering requirements related to all supports / structural aspects of these elements. Where specific support / structural information is not shown in the design documents the Contractor shall allow to provide all necessary structural supports / footings as required to ensure installations are structurally sound and adequate to suit the installation. The Contractor shall be responsible for providing all necessary structural engineering inputs & certifications necessary to satisfy this requirement.

figured dimensions to be taken in preference to scaled dimensions. verify all dimensions on the job before preparing shop drawings or commencing work. dimensions shown are computer generated and the contractor is to apply standard building tolerances.

verified suitable for the use stipulated by the relevant revision/issue only if initiated and checked by an authorised **dem** (aust) Pty limited representative.

amendments			verified			
no.	date	amendment	by	chk'd	init	chk'd
A01	16/12/22	DA ISSUE	GZ	GZ	JP	JP
A02	19/07/23	AMENDMENTS TO ADDRESS MITIGATION IDENTIFIED IN THE VIA	GZ	GZ	JP	JP
A03	31/01/24	RETAINING WALL COORDINATION	WJ	WJ	JP	JP
A04	07/02/24	ISSUE FOR COORDINATION	ML	WJ	JP	JP
A05	13/02/24	REVISED DA ISSUE	ML	WJ	JP	JP
A06	19/03/24	REVISED DA ISSUE	WJ	WJ	JP	JP
A07	15/07/24	POST DA AMENDMENT	ML	ML	JP	JP



dem

planning, urban design, architecture, landscape architecture, interior design

p: po box 5036 west chatswood nsw 1515
t: (02) 8966 6000
w: www.dem.com.au

project/client

Waluya Pty Ltd Gosford Transport
7A-11 Racecourse Rd, 5-9 Faunce St & Young St, West Gosford, NSW 2250

civil & structural engineer

building service

drawing title
site plan

da issue

original	scale	drawn	project no.
a1	1:400	ml	4548-00
drawing no.			rev no.

ar-0200a07

NOTE:
WORK WITHIN THE ROAD RESERVE ARE SHOWN FOR ASSESSMENT PURPOSES ONLY AND NOT FOR APPROVAL.

NOTE:
MINOR CHANGES TO FORM AND CONFIGURATION MAY BE REQUIRED WHEN DRAWINGS ARE SUBSEQUENTLY PREPARED FOR CONSTRUCTION PURPOSES AFTER THE GRANT OF THE DEVELOPMENT CONSENT.

VIEWS TOWARDS SITE



1



2



3

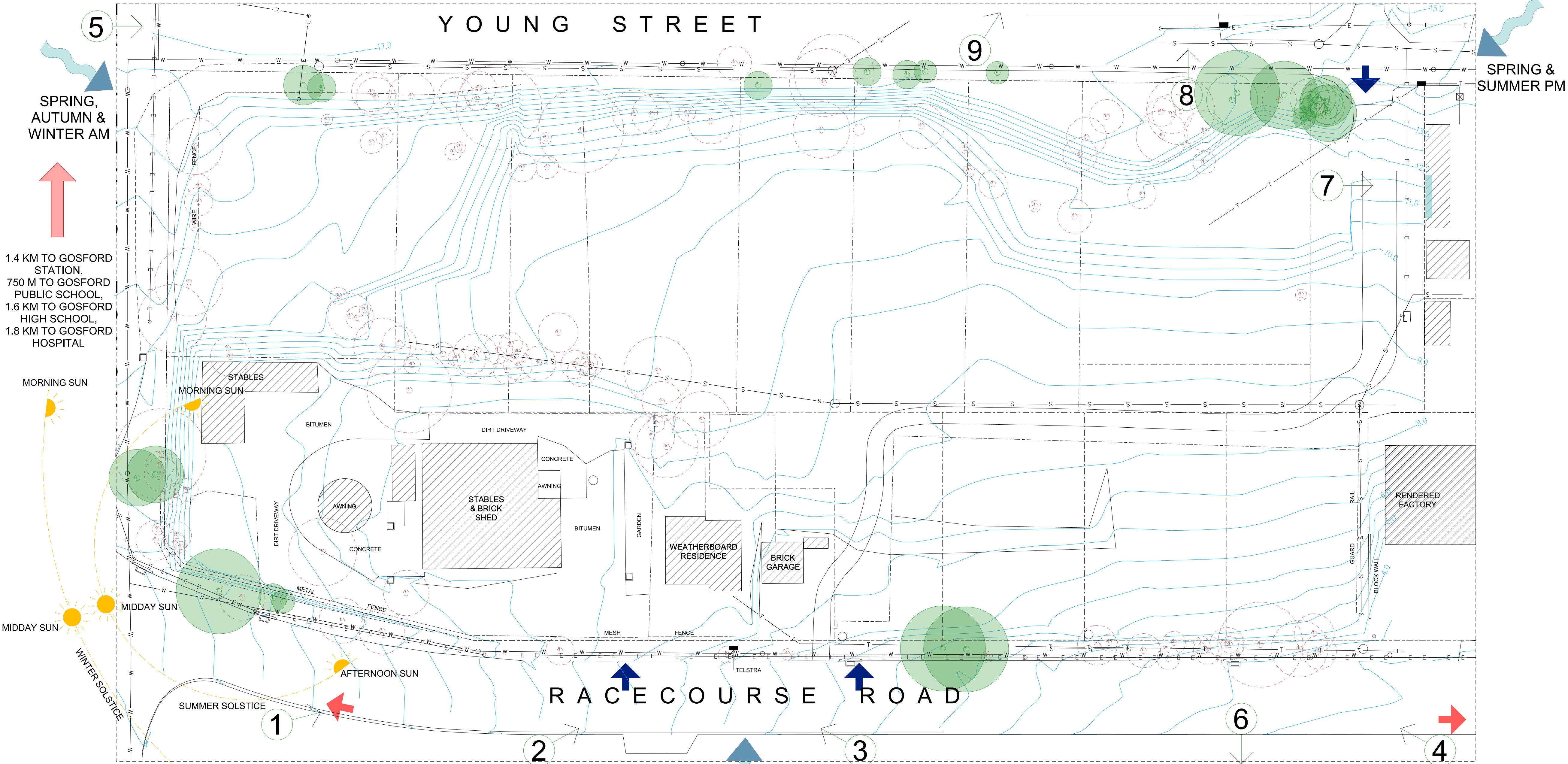


4



5

YOUNG STREET



VIEWS FROM SITE



6



7




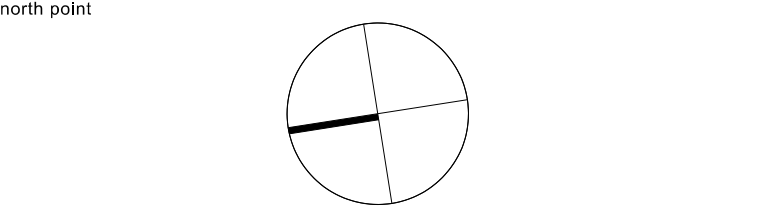
8



9

LEGEND			
	SUN PATH		ELECTRICITY CABLE
	PREVAILING WINDS		EXISTING SEWER PIPE
	EXISTING PEDESTRIAN ACCESS		EXISTING STORMWATER PIPE
	EXISTING VEHICLE ENTRY		TELSTRA LINE
	DIRECTION TO FACILITIES		ADJACENT PROPERTIES WINDOW
	EXISTING CONTOURS		RETAINING TREES
	EXISTING CONTOURS		EXISTING TREES
	EXISTING BUILDINGS		

amendments			verified			
no.	date	amendment	by	chk'd	init	chk'd
A01	16/12/22	DA ISSUE	DL	DL	GZ	JP



dem

planning, urban design, architecture,
landscape architecture, interior design

p: po box 5036 west chatswood nsw 1515
t: (02) 8966 6000
w: www.dem.com.au

project/client

Waluya Pty Ltd Gosford Transport
7A-11 Racecourse Rd, 5-9 Faunce St & Young St, West Gosford, NSW 2250

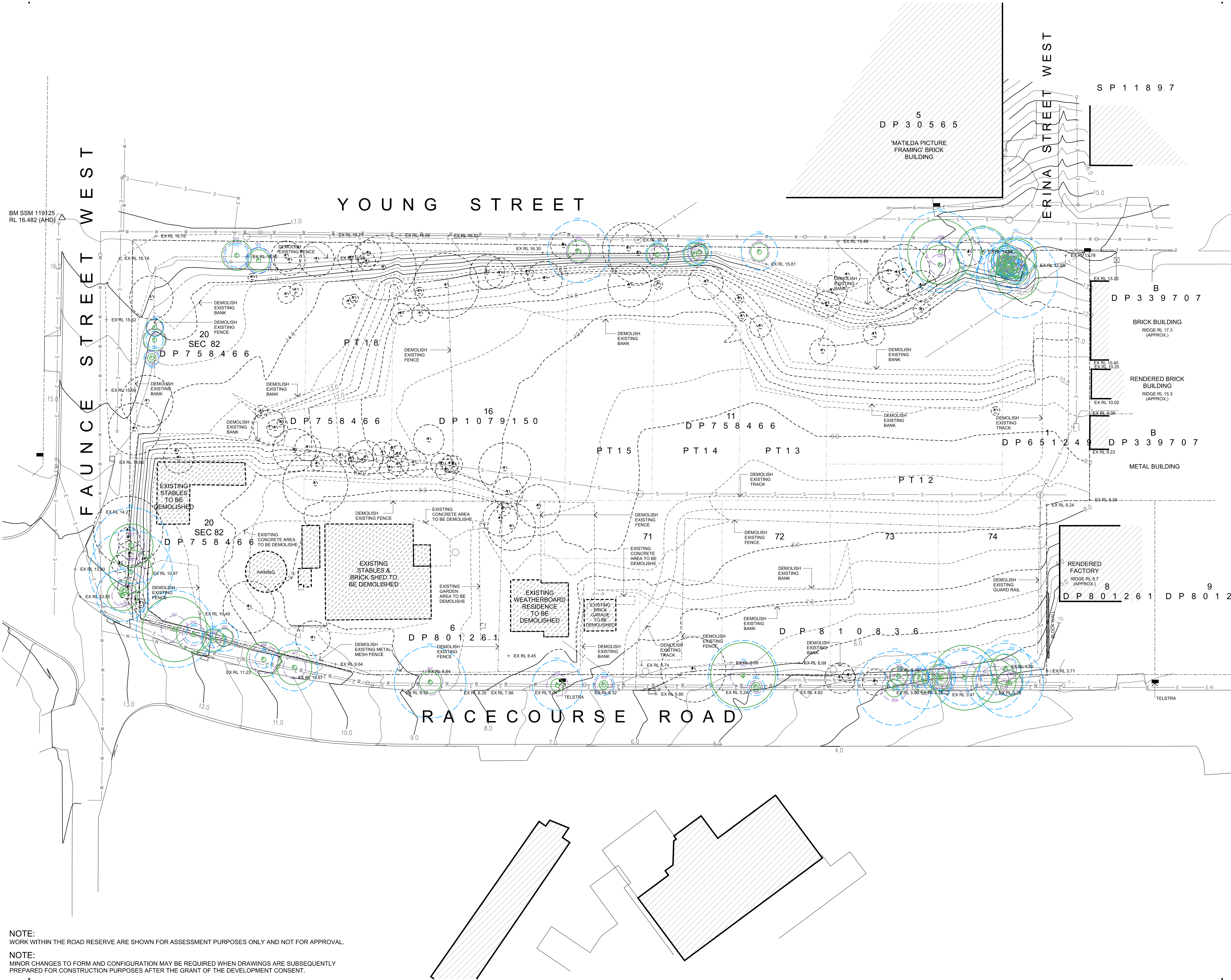
civil & structural engineer

building service

drawing title
site analysis

da issue

original	scale	drawn	project no.
a1	1:400	dl	4548-00
drawing no.			rev no.
ar-0201			a01



NOTE:
WORK WITHIN THE ROAD RESERVE ARE SHOWN FOR ASSESSMENT PURPOSES ONLY AND NOT FOR APPROVAL.

NOTE:
MINOR CHANGES TO FORM AND CONFIGURATION MAY BE REQUIRED WHEN DRAWINGS ARE SUBSEQUENTLY PREPARED FOR CONSTRUCTION PURPOSES AFTER THE GRANT OF THE DEVELOPMENT CONSENT.

copyright of **dem** (aust) Pty limited abn 92 085 486 844.
any unauthorised use or distribution of information depicted on this document without **dem** (aust) Pty limited prior consent is prohibited.

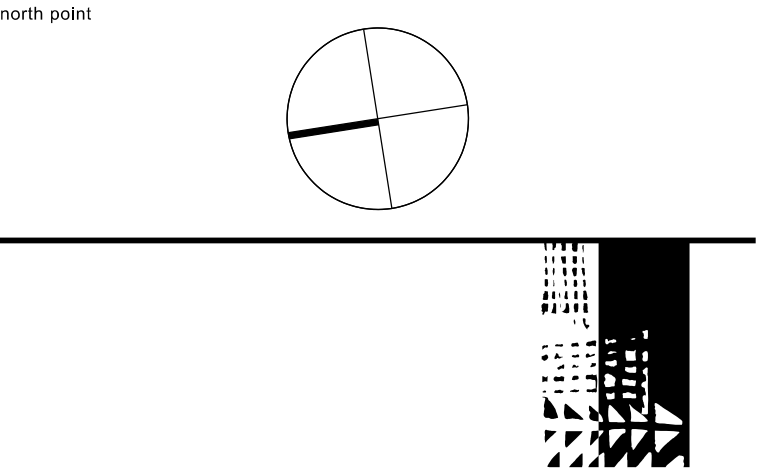
any reports, drawings, advice or information included or referenced that is prepared and/or provided by any other party, including the client/principal, is the sole representation of the party who prepared the report/drawings, advice or information and does not constitute a representation by **dem** (aust) Pty limited. **dem** (aust) Pty limited expressly takes no responsibility for any documents, advice or other material prepared by any other party.

All miscellaneous items such as stairs, ramps, bollards, benches, seats, handrails, balustrades, water features, playground equipment, fences and the like that are indicated on the drawings, are indicated as design intent only. Refer Structural Engineer's documents for detailed engineering requirements related to all supports/structural aspects of these elements. Where specific support / structural information is not shown in the design documents the Contractor shall allow to provide all necessary structural supports / footings as required to ensure installations are structurally sound and adequate to suit the installation. The Contractor shall be responsible for providing all necessary structural engineering inputs & certifications necessary to satisfy this requirement.

figured dimensions to be taken in preference to scaled dimensions. verify all dimensions on the job before preparing shop drawings or commencing work. dimensions shown are computer generated and the contractor is to apply standard building tolerances.

verified suitable for the use stipulated by the relevant revision/issue only if initiated and checked by an authorised **dem** (aust) Pty limited representative.

amendments		verified		
no.	date	amendment	by	chk'd
A01	16/12/22	DA ISSUE	GZ	GZ
A02	07/02/24	ISSUE FOR COORDINATION	ML	WJ
A03	13/02/24	REVISED DA ISSUE	ML	WJ



dem

planning, urban design, architecture,
landscape architecture, interior design

p: po box 5036 west chatswood nsw 1515
t: (02) 8966 6000
w: www.dem.com.au

project/client
Waluya Pty Ltd Gosford Transport
7A-11 Racecourse Rd, 5-9 Faunce St & Young St, West Gosford, NSW 2250

civil & structural engineer

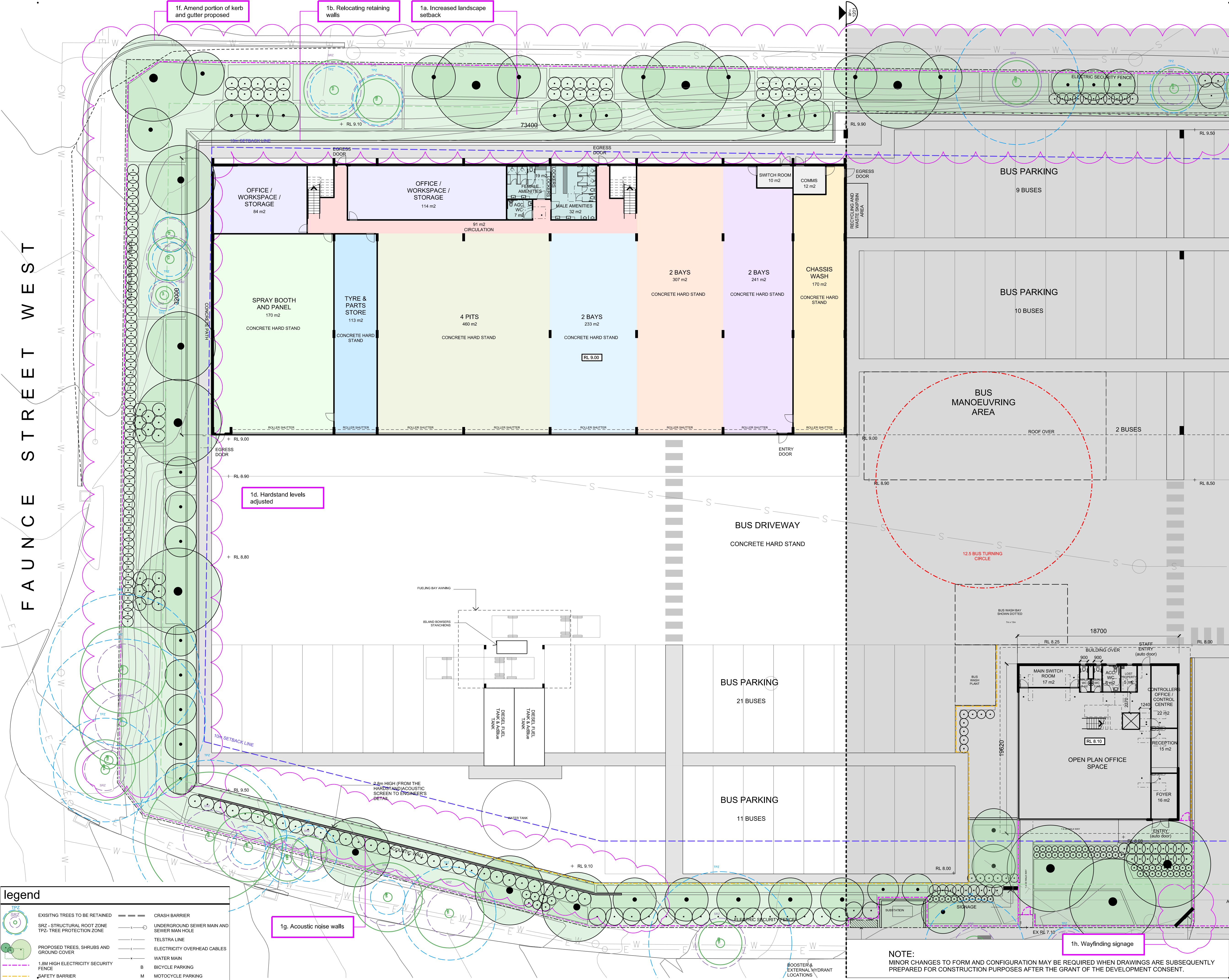
building service

drawing title
demolition plan

da issue

original	scale	drawn	project no.
a1	1:400	ml	4548-00
drawing no.			rev no.

ar-0300 **a03**



copyright of **dem** (aust) Pty limited abn 92 085 486 844. any unauthorised use or distribution of information depicted on this document without **dem** (aust) Pty limited prior consent is prohibited.

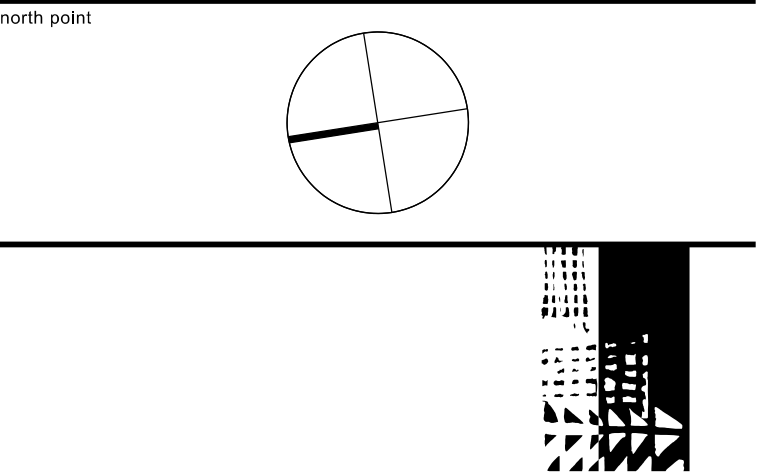
any reports, drawings, advice or information included or referenced that is prepared and/or provided by any other party, including the client/principal, is the sole representation of the party who prepared the report/drawings, advice or information and does not constitute a representation by **dem** (aust) Pty limited. **dem** (aust) Pty limited expressly takes no responsibility for any documents, advice or other material prepared by any other party.

All miscellaneous items such as stairs, ramps, bollards, benches, seats, handrails, ballustrades, water features, playground equipment, fences and the like that are indicated on the drawings, are indicated as design intent only. Refer Structural Engineer's documents for detailed engineering requirements related to all supports / structural aspects of these elements. Where specific support / structural information is not shown in the design documents the Contractor shall allow to provide all necessary structural supports / footings as required to ensure installations are structurally sound and adequate to suit the installation. The Contractor shall be responsible for providing all necessary structural engineering inputs & certifications necessary to satisfy this requirement.

figured dimensions to be taken in preference to scaled dimensions. verify all dimensions on the job before preparing shop drawings or commencing work. dimensions shown are computer generated and the contractor is to apply standard building tolerances.

verified suitable for the use stipulated by the relevant revision/issue only if initiated and checked by an authorised **dem** (aust) Pty limited representative.

amendments	no.	date	amendment	by	chk'd	init	chk'd	verified
A01	16/12/22	DA ISSUE	GZ	GZ	JP	JP		
A02	19/07/23	AMENDMENTS TO ADDRESS MITIGATION IDENTIFIED IN THE VIA	GZ	GZ	JP	JP		
A03	07/02/24	ISSUE FOR COORDINATION	ML	WJ	JP	JP		
A04	19/03/24	REVISED DA ISSUE	WJ	WJ	JP	JP		
A05	15/07/24	POST DA AMENDMENT	ML	ML	JP	JP		



planning, urban design, architecture, landscape architecture, interior design

p: po box 5036 west chatswood nsw 1515
 t: (02) 8966 6000
 w: www.dem.com.au

project/client

Waluya Pty Ltd Gosford Transport
7A-11 Racecourse Rd, 5-9 Faunce St & Young St, West Gosford, NSW 2250

civil & structural engineer

building service

drawing title

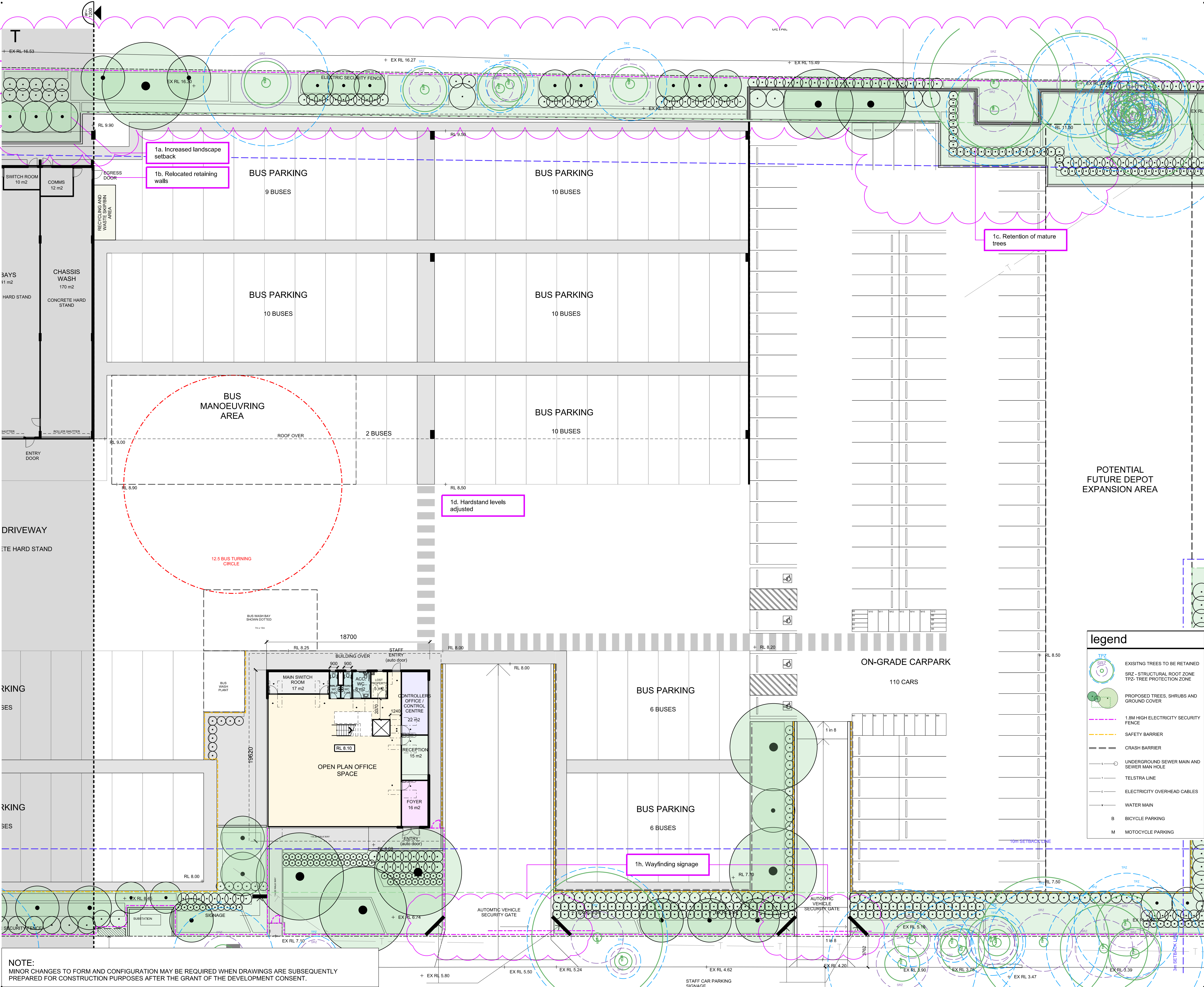
ground floor plan - part 1

da issue

original	scale	drawn	project no.
a1	1:200	ml	4548-00
drawing no.			rev no.

ar--1200

a05



copyright of **dem** (aust) Pty limited abn 92 085 486 844.
any unauthorised use or distribution of information depicted on this document without **dem** (aust) Pty limited prior consent is prohibited.

any reports, drawings, advice or information included or referenced that is prepared and/or provided by any other party, including the client/principal, is the sole representation of the party who prepared the report/drawings, advice or information and does not constitute a representation by **dem** (aust) Pty limited. **dem** (aust) Pty limited expressly takes no responsibility for any documents, advice or other material prepared by any other party.

All miscellaneous items such as stairs, ramps, bollards, benches, seats, handrails, ballustrades, water features, playground equipment, fences and the like that are indicated on the drawings, are indicated as design intent only. Refer Structural Engineer's documents for detailed engineering requirements related to all supports / structural aspects of these elements. Where specific support / structural information is not shown in the design documents the Contractor shall allow to provide all necessary structural supports / footings as required to ensure installations are structurally sound and adequate to suit the installation. The Contractor shall be responsible for providing all necessary structural engineering inputs & certifications necessary to satisfy this requirement.

figured dimensions to be taken in preference to scaled dimensions. verify all dimensions on the job before preparing shop drawings or commencing work. dimensions shown are computer generated and the contractor is to apply standard building tolerances.

verified suitable for the use stipulated by the relevant revision/issue only if initiated and checked by an authorised **dem** (aust) Pty limited representative.

amendments					verified		
no.	date	amendment	by	chk'd	init	chk'd	
A01	16/12/22	DA ISSUE	GZ	GZ	JP	JP	
A02	19/07/23	AMENDMENTS TO ADDRESS MITIGATION IDENTIFIED IN THE VIA	GZ	GZ	JP	JP	
A03	07/02/24	ISSUE FOR COORDINATION	ML	WJ	JP	JP	
A04	15/07/24	POST DA AMENDMENT	ML	ML	JP	JP	

north point

dem

planning, urban design, architecture,
landscape architecture, interior design

p: po box 5036 west chatswood nsw 1515
t: (02) 8966 6000
w: www.dem.com.au

project/client

Waluya Pty Ltd Gosford Transport
7A-11 Racecourse Rd, 5-9 Faunce St & Young St, West Gosford, NSW 2250

civil & structural engineer

building service

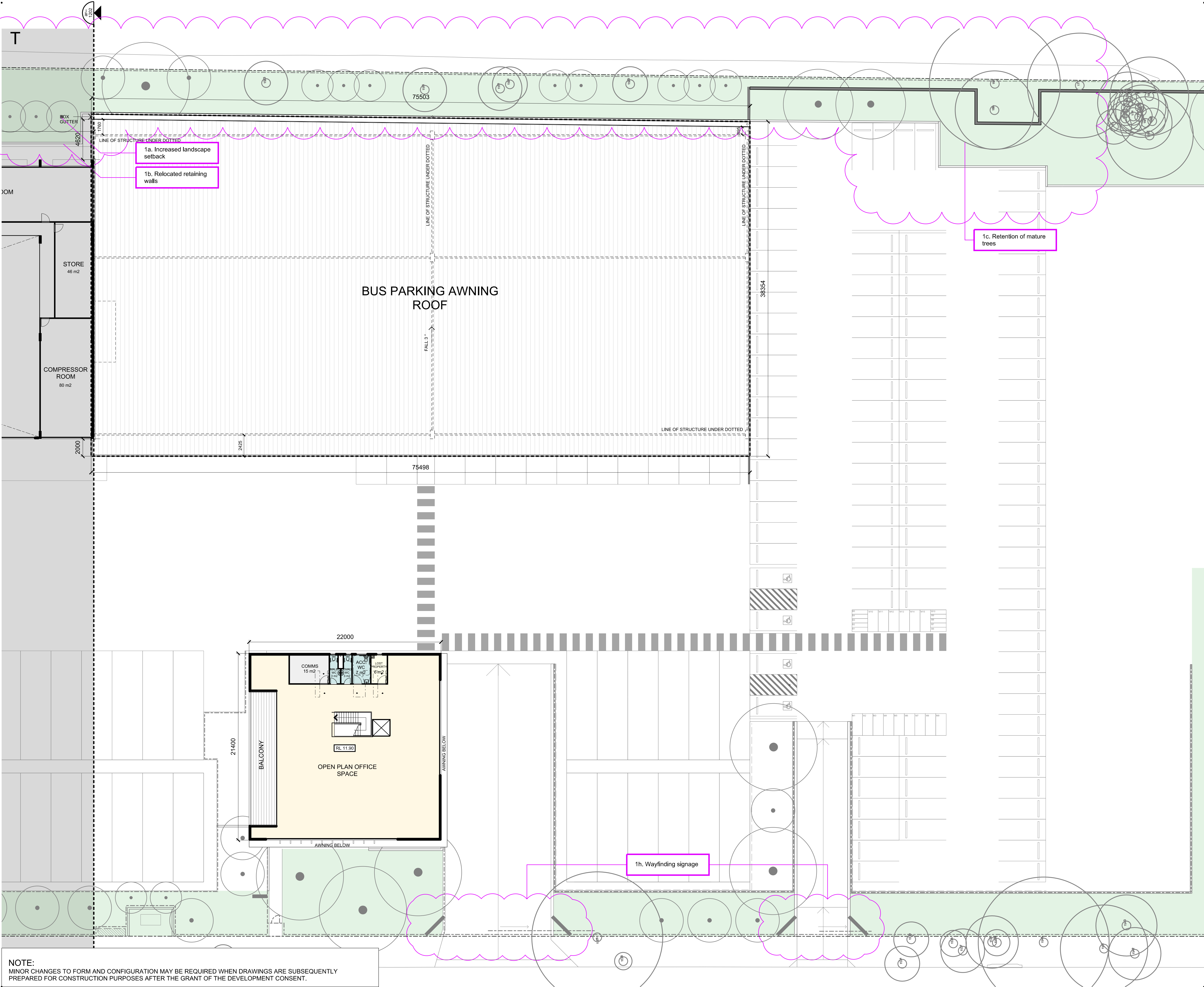
drawing title

ground floor plan - part 2

da issue

original	scale	drawn	project no.
a1	1:200	ml	4548-00

drawing no.	rev no.
ar-1201	a04



NOTE:
MINOR CHANGES TO FORM AND CONFIGURATION MAY BE REQUIRED WHEN DRAWINGS ARE SUBSEQUENTLY
PREPARED FOR CONSTRUCTION PURPOSES AFTER THE GRANT OF THE DEVELOPMENT CONSENT.

copyright of dem (aust) Pty limited abn 92 085 486 844.
any unauthorised use or distribution of information depicted on this document
without dem (aust) Pty limited prior consent is prohibited.

any reports, drawings, advice or information included or referenced that is
prepared and/or provided by any other party, including the client/principal, is
the sole representation of the party who prepared the report/drawings, advice
or information and does not constitute a representation by dem (aust) Pty
limited. dem (aust) Pty limited expressly takes no responsibility for any
documents, advice or other material prepared by any other party.


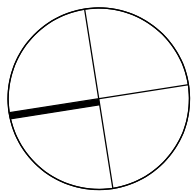
All miscellaneous items such as stairs, ramps, bollards, benches, seats,
handrails, balustrades, water features, playground equipment, fences and
the like that are indicated on the drawings, are indicated as design intent
only. Refer Structural Engineer's documents for detailed engineering
requirements related to all supports / structural aspects of these elements.
Where specific support / structural information is not shown in the design
documents the Contractor shall allow to provide all necessary structural
supports / footings as required to ensure installations are structurally sound
and adequate to suit the installation. The Contractor shall be responsible
for providing all necessary structural engineering inputs & certifications
necessary to satisfy this requirement.

figured dimensions to be taken in preference to scaled dimensions. verify all
dimensions on the job before preparing shop drawings or commencing work.
dimensions shown are computer generated and the contractor is to apply
standard building tolerances.

verified suitable for the use stipulated by the relevant revision/issue
only if initiated and checked by an authorised dem (aust) Pty limited
representative.

amendments					verified		
no.	date	amendment	by	chk'd	init	chk'd	
A01	16/12/22	DA ISSUE	GZ	GZ	JP	JP	
A02	07/02/24	ISSUE FOR COORDINATION	ML	WJ	JP	JP	
A03	13/02/24	REVISED DA ISSUE	ML	WJ	JP	JP	
A04	15/07/24	POST DA AMENDMENT	ML	ML	JP	JP	

north point



dem

planning, urban design, architecture,
landscape architecture, interior design

p: po box 5036 west chatswood nsw 1515
t: (02) 8966 6000
w: www.dem.com.au

project/client

**Waluya Pty Ltd Gosford
Transport
7A-11 Racecourse Rd, 5-9
Faunce St & Young St,
West Gosford, NSW 2250**

civil & structural engineer

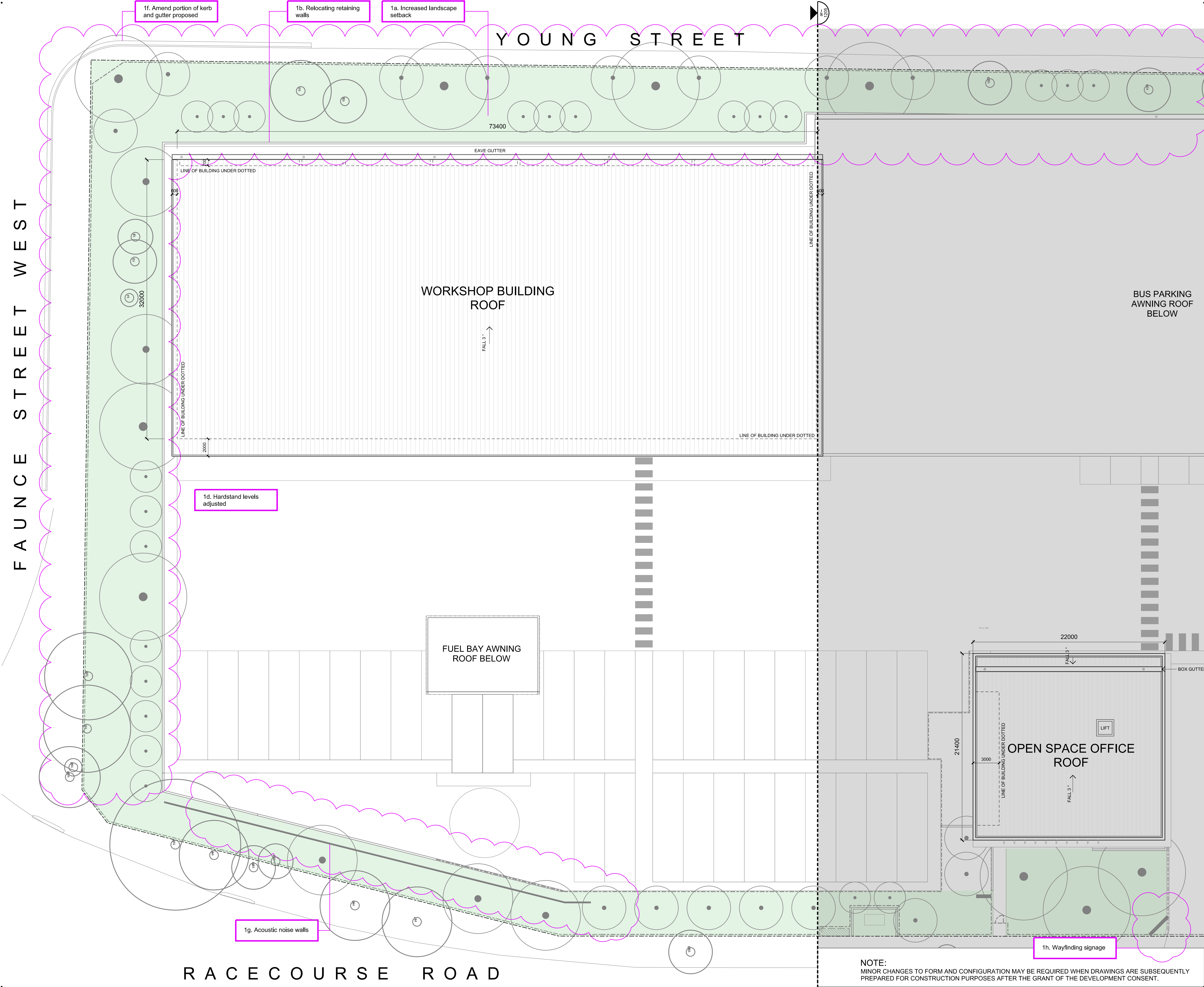
building service

drawing title
first floor plan - part 2

da issue


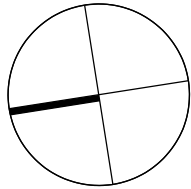
original	scale	drawn	project no.
a1	1:200	ml	4548-00
drawing no.			rev no.

ar--1203 **a04**



amendments					verified		
no.	date	amendment	by	chk'd	init	chk'd	
A01	16/12/22	DA ISSUE	ML	ML	GZ	JP	
A02	07/02/24	ISSUE FOR COORDINATION	ML	WJ	JP	JP	
A03	13/02/24	REVISED DA ISSUE	ML	WJ	JP	JP	
A04	19/03/24	REVISED DA ISSUE	WJ	WJ	JP	JP	
A05	15/07/24	POST DA AMENDMENT	ML	ML	JP	JP	

north point



dem

planning, urban design, architecture,
landscape architecture, interior design

p: po box 5036 west chatswood nsw 1515
t: (02) 8966 6000
w: www.dem.com.au

project/client

Waluya Pty Ltd Gosford Transport
7A-11 Racecourse Rd, 5-9 Faunce St & Young St, West Gosford, NSW 2250

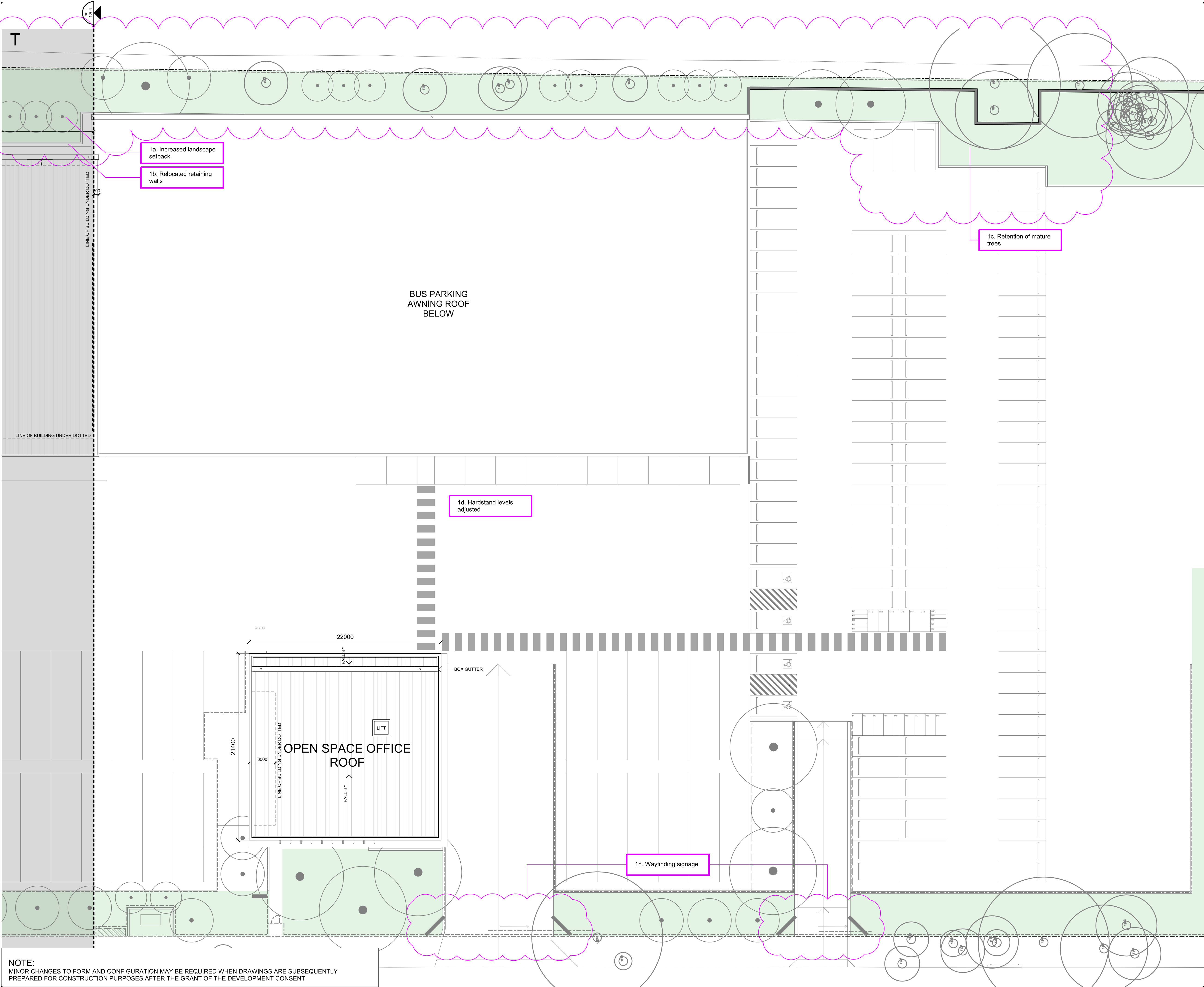
civil & structural engineer

building service

drawing title
roof plan - part 1

da issue

original	scale	drawn	project no.
a1	1:200	ml	4548-00
drawing no.			rev no.
ar--1204			a05



NOTE:
MINOR CHANGES TO FORM AND CONFIGURATION MAY BE REQUIRED WHEN DRAWINGS ARE SUBSEQUENTLY
PREPARED FOR CONSTRUCTION PURPOSES AFTER THE GRANT OF THE DEVELOPMENT CONSENT.

© copyright of **dem** (aust) pty limited abn 92 085 486 844.
any unauthorised use or distribution of information depicted on this document without **dem** (aust) pty limited prior consent is prohibited.

any reports, drawings, advice or information included or referenced that is prepared and/or provided by any other party, including the client/principal, is the sole representation of the party who prepared the report/drawings, advice or information and does not constitute a representation by **dem** (aust) pty limited. **dem** (aust) pty limited expressly takes no responsibility for any documents, advice or other material prepared by any other party.

All miscellaneous items such as stairs, ramps, bollards, benches, seats, handrails, balustrades, water features, playground equipment, fences and the like that are indicated on the drawings, are indicated as design intent only. Refer Structural Engineer's documents for detailed engineering requirements related to all supports /structural aspects of these elements. Where specific support / structural information is not shown in the design documents the Contractor shall allow to provide all necessary structural supports / footings as required to ensure installations are structurally sound and adequate to suit the installation. The Contractor shall be responsible for providing all necessary structural engineering inputs & certifications necessary to satisfy this requirement.

figured dimensions to be taken in preference to scaled dimensions. verify all dimensions on the job before preparing shop drawings or commencing work. dimensions shown are computer generated and the contractor is to apply standard building tolerances.

verified suitable for the use stipulated by the relevant revision/issue only if initialed and checked by an authorised **dem** (aust) pty limited representative.

amendments					verified	
no.	date	amendment	by	chk'd	init	chk'd
A01	16/12/22	DA ISSUE	ML	ML	GZ	JP
A02	07/02/24	ISSUE FOR COORDINATION	ML	WJ	JP	JP
A03	13/02/24	REVISED DA ISSUE	ML	WJ	JP	JP
A04	15/07/24	POST DA AMENDMENT	ML	ML	JP	JP

north point

dem

planning, urban design, architecture,
landscape architecture, interior design

p: po box 5036 west chatswood nsw 1515
t: (02) 8966 6000
w: www.dem.com.au

project/client

Waluya Pty Ltd Gosford Transport
7A-11 Racecourse Rd, 5-9 Faunce St & Young St, West Gosford, NSW 2250

civil & structural engineer

building service

drawing title

roof plan - part 2

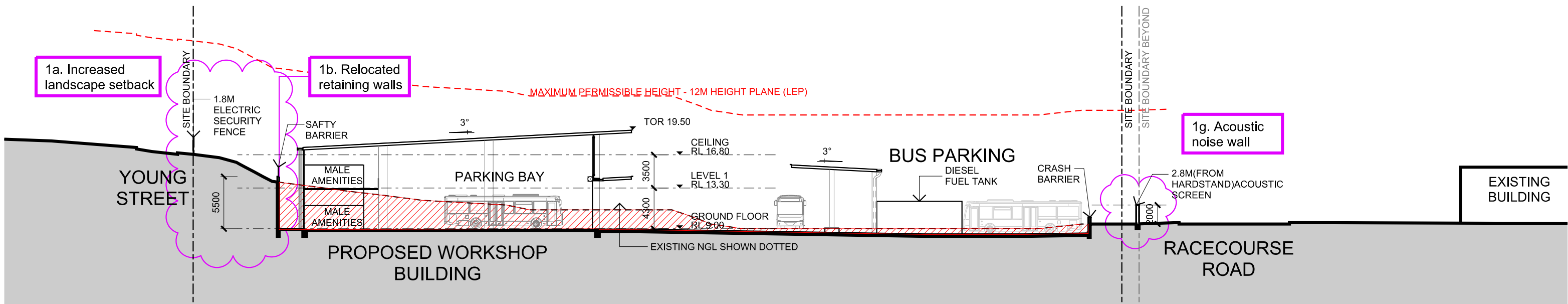
da issue

original	scale	drawn	project no.
a1	1:200	ml	4548-00

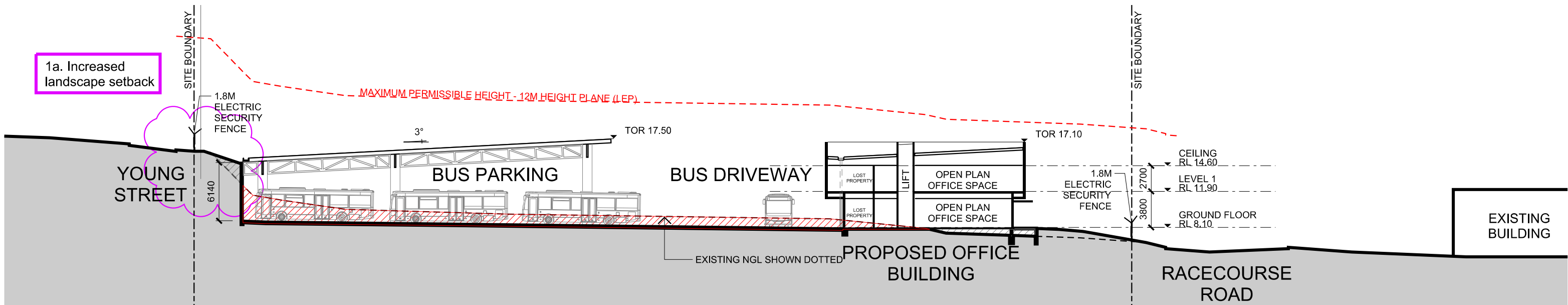
drawing no.	rev no.
ar--1205	a04

plotted: 15/07/24 plotted by: MLiu file: P:\4611-00-BusGos\00Cad\Sheets\ar--1205.dgn

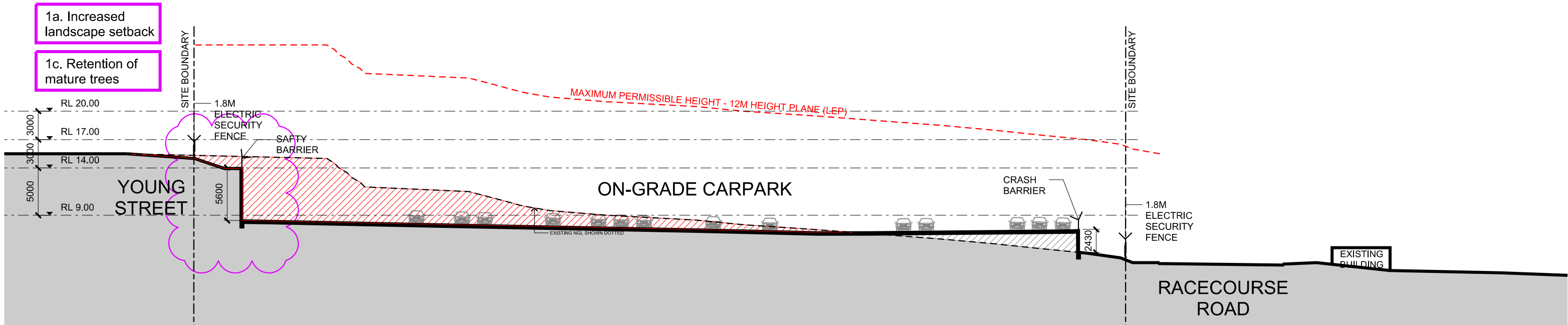
42



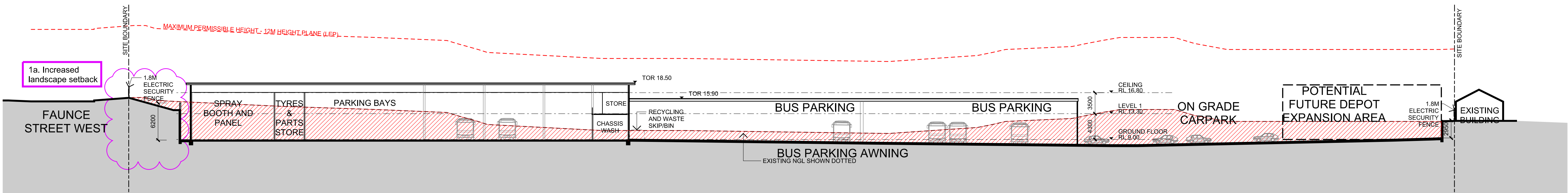
SECTION 1
WORKSHOP
SCALE 1:400



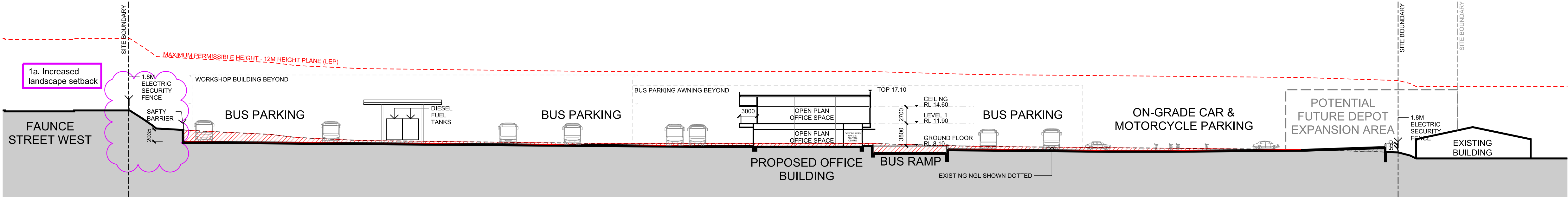
SECTION 2
OFFICE BUILDING
SCALE 1:400



SECTION 3
OFFICE BUILDING
SCALE 1:400



SECTION 4
WORKSHOP
SCALE 1:400



SECTION 5
OFFICE BUILDING
SCALE 1:400

NOTE:
MINOR CHANGES TO FORM AND CONFIGURATION MAY BE REQUIRED WHEN DRAWINGS ARE SUBSEQUENTLY
PREPARED FOR CONSTRUCTION PURPOSES AFTER THE GRANT OF THE DEVELOPMENT CONSENT.

any reports, drawings, advice or information included or referenced that is
prepared and/or provided by any other party, including the client/principal, is
the sole representation of the party who prepared the report/drawings, advice
or information and does not constitute a representation by dem (aust) Pty
limited. dem (aust) Pty limited expressly takes no responsibility for any
documents, advice or other material prepared by any other party.



All miscellaneous items such as stairs, ramps, bollards, benches, seats,
handrails, balustrades, water features, playground equipment, fences and
the like that are indicated on the drawings, are indicated as design intent
only. Refer Structural Engineer's documents for detailed engineering
requirements related to all supports / structural aspects of these elements.
Where specific support / structural information is not shown in the design
documents the Contractor shall allow to provide all necessary structural
supports / footings as required to ensure installations are structurally sound
and adequate to suit the installation. The Contractor shall be responsible
for providing all necessary structural engineering inputs & certifications
necessary to satisfy this requirement.

figured dimensions to be taken in preference to scaled dimensions. verify all
dimensions on the job before preparing shop drawings or commencing work.
dimensions shown are computer generated and the contractor is to apply
standard building tolerances.

verified suitable for the use stipulated by the relevant revision/issue
only if initiated and checked by an authorised dem (aust) Pty limited
representative.

amendments					verified		
no.	date	amendment	by	chk'd	init	chk'd	
A01	16/12/22	DA ISSUE	ML	ML	ML	GZ	JP
A02	19/07/23	AMENDMENTS TO ADDRESS MITIGATION IDENTIFIED IN THE VIA	GZ	GZ	JP	JP	
A03	09/02/24	AMENDMENTS TO ADDRESS VIA	WJ	WJ	JP	JP	
A04	13/02/24	REVISED DA ISSUE	WJ	WJ	JP	JP	
A05	15/07/24	POST DA AMENDMENT	ML	ML	JP	JP	

north point



dem

planning, urban design, architecture,
landscape architecture, interior design

p: po box 5036 west chatswood nsw 1515
t: (02) 8966 6000
w: www.dem.com.au

project/client

**Waluya Pty Ltd Gosford
Transport
7A-11 Racecourse Rd, 5-9
Faunce St & Young St,
West Gosford, NSW 2250**

civil & structural engineer

building service

drawing title

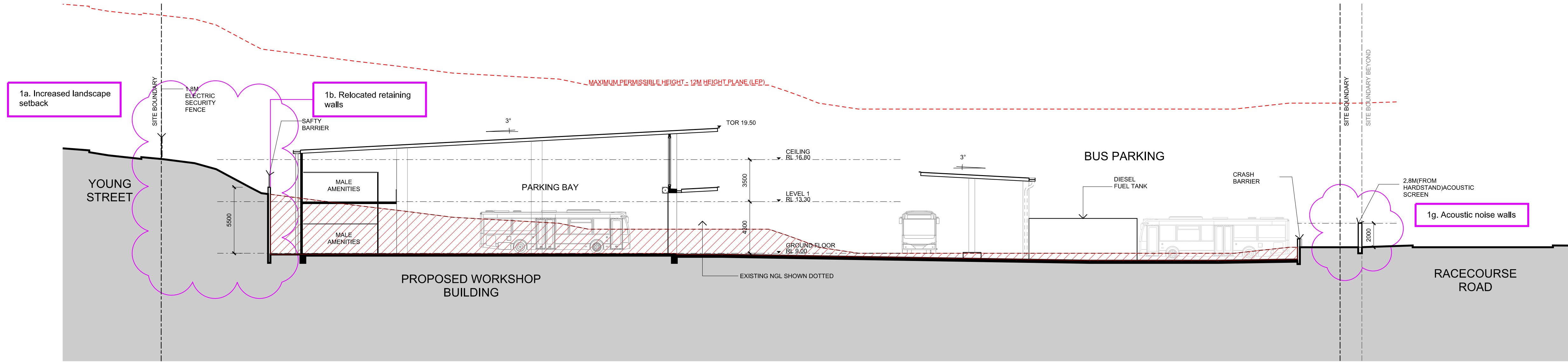
sections

da issue

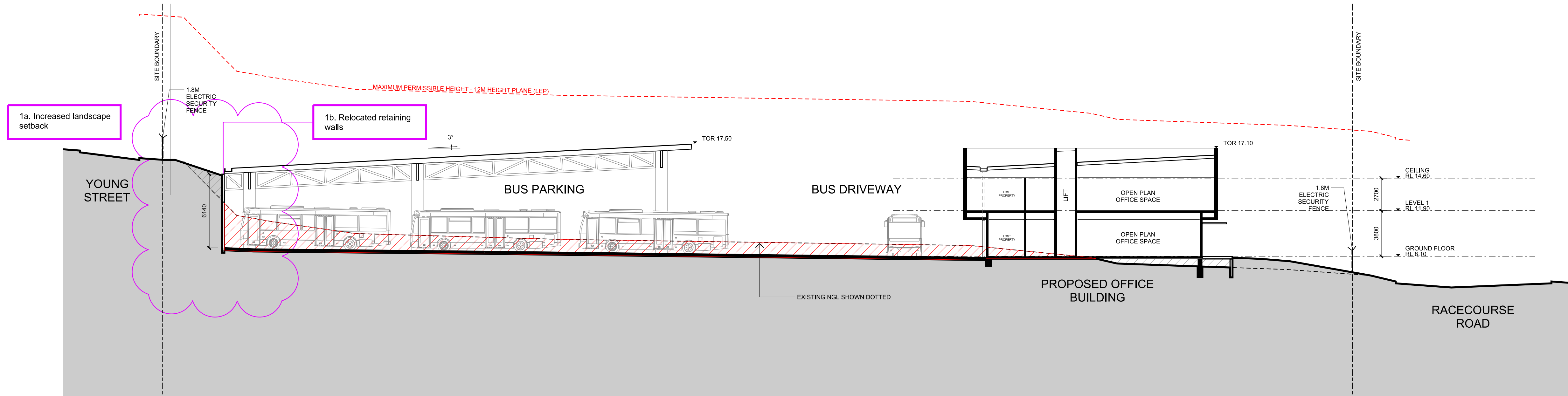
original	scale	drawn	project no.
a1	1:400	ml	4548-00
drawing no.			rev no.

ar-2200

a05



SECTION 1
WORKSOP
SCALE 1:200



SECTION 2
OFFICE
SCALE 1:200

NOTE:
MINOR CHANGES TO FORM AND CONFIGURATION MAY BE REQUIRED WHEN DRAWINGS ARE SUBSEQUENTLY
PREPARED FOR CONSTRUCTION PURPOSES AFTER THE GRANT OF THE DEVELOPMENT CONSENT.

copyright of dem (aust) Pty limited abn 92 085 486 844.
any unauthorised use or distribution of information depicted on this document
without dem (aust) Pty limited prior consent is prohibited.

any reports, drawings, advice or information included or referenced that is
prepared and/or provided by any other party, including the client/principal, is
the sole representation of the party who prepared the report/drawings, advice
or information and does not constitute a representation by dem (aust) Pty
limited. dem (aust) Pty limited expressly takes no responsibility for any
documents, advice or other material prepared by any other party.


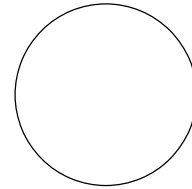
All miscellaneous items such as stairs, ramps, bollards, benches, seats,
handrails, balustrades, water features, playground equipment, fences and
the like that are indicated on the drawings, are indicated as design intent
only. Refer Structural Engineer's documents for detailed engineering
requirements related to all supports /structural aspects of these elements.
Where specific support / structural information is not shown in the design
documents the Contractor shall allow to provide all necessary structural
supports / footings as required to ensure installations are structurally sound
and adequate to suit the installation. The Contractor shall be responsible
for providing all necessary structural engineering inputs & certifications
necessary to satisfy this requirement.

figured dimensions to be taken in preference to scaled dimensions. verify all
dimensions on the job before preparing shop drawings or commencing work.
dimensions shown are computer generated and the contractor is to apply
standard building tolerances.

verified suitable for the use stipulated by the relevant revision/issue
only if initiated and checked by an authorised dem (aust) Pty limited
representative.

amendments					verified	
no.	date	amendment	by	chk'd	init	chk'd
A01	15/12/22	DA ISSUE	ML	ML	GZ	JP
A02	19/07/23	AMENDMENTS TO ADDRESS MITIGATION IDENTIFIED IN THE VIA	ML	GZ	JP	JP
A03	09/02/24	AMENDMENTS TO ADDRESS VIA	WJ	WJ	JP	JP
A04	13/02/24	REVISED DA ISSUE	WJ	WJ	JP	JP
A05	15/07/24	POST DA AMENDMENT	ML	ML	JP	JP

north point



dem

planning, urban design, architecture,
landscape architecture, interior design

p: po box 5036 west chatswood nsw 1515
t: (02) 8966 6000
w: www.dem.com.au

project/client

Waluya Pty Ltd Gosford Transport
7A-11 Racecourse Rd, 5-9 Faunce St & Young St, West Gosford, NSW 2250

civil & structural engineer

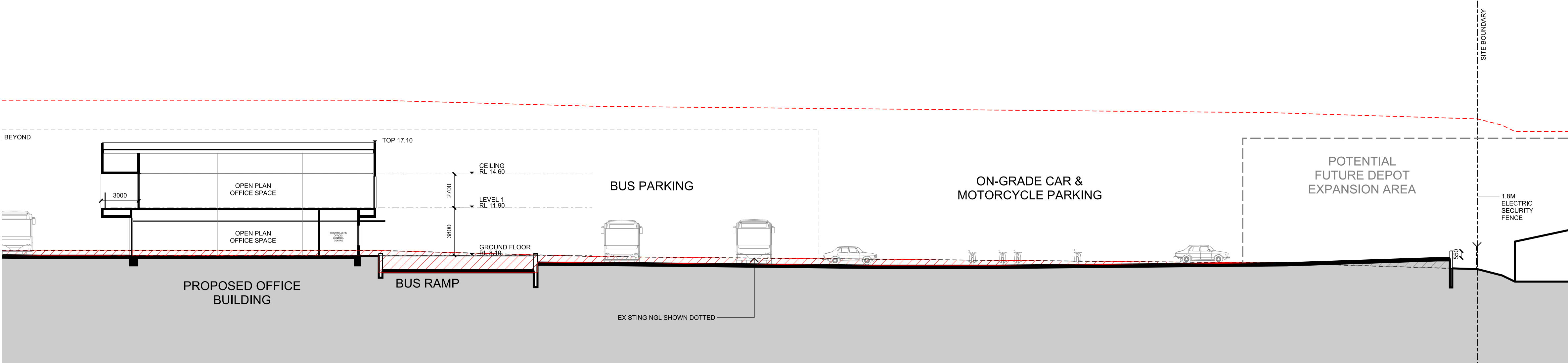
building service

drawing title
building sections
sheet 1

da issue

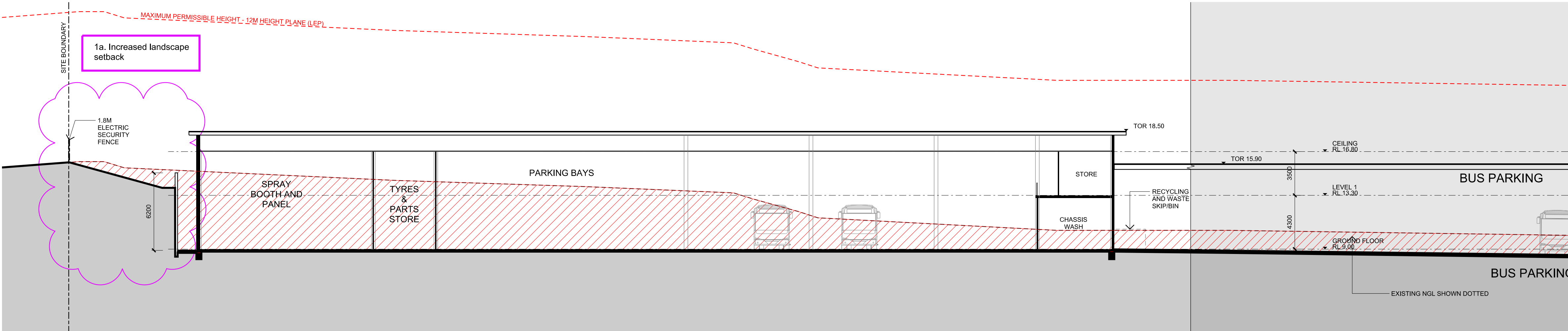
original	scale	drawn	project no.
a1	1:200	ml	4548-00
drawing no.			rev no.

ar-2210 **a05**



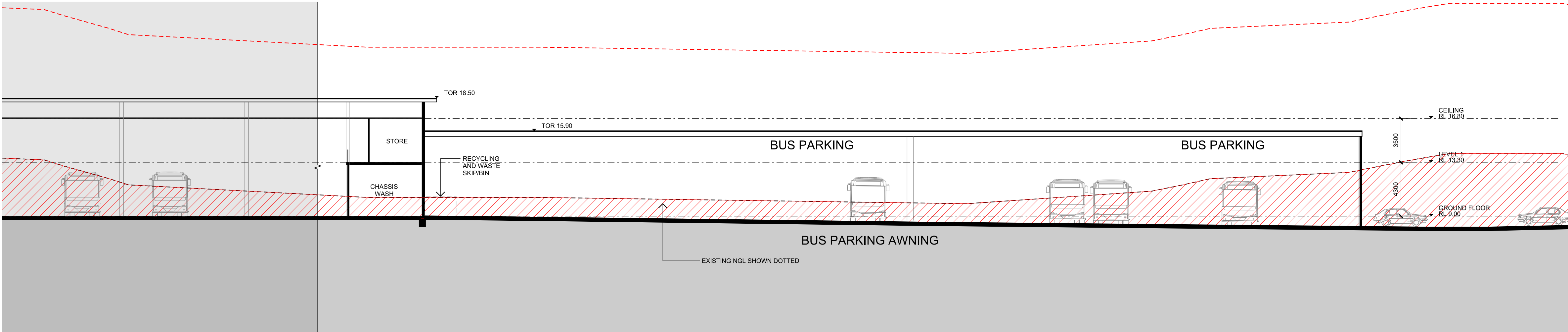
SECTION 4
OFFICE

SCALE 1:200



SECTION 5
WORKSHOP

SCALE 1:200



SECTION 5
BUS PARKING AWNING

SCALE 1:200

NOTE:
MINOR CHANGES TO FORM AND CONFIGURATION MAY BE REQUIRED WHEN DRAWINGS ARE SUBSEQUENTLY PREPARED FOR CONSTRUCTION PURPOSES AFTER THE GRANT OF THE DEVELOPMENT CONSENT.

any reports, drawings, advice or information included or referenced that is prepared and/or provided by any other party, including the client/principal, is the sole representation of the party who prepared the report/drawings, advice or information and does not constitute a representation by dem (aust) Pty limited. dem (aust) Pty limited expressly takes no responsibility for any documents, advice or other material prepared by any other party.


All miscellaneous items such as stairs, ramps, bollards, benches, seats, handrails, ballustrades, water features, playground equipment, fences and the like that are indicated on the drawings, are indicated as design intent only. Refer Structural Engineer's documents for detailed engineering requirements related to all supports /structural aspects of these elements. Where specific support / structural information is not shown in the design documents the Contractor shall allow to provide all necessary structural supports / footings as required to ensure installations are structurally sound and adequate to suit the installation. The Contractor shall be responsible for providing all necessary structural engineering inputs & certifications necessary to satisfy this requirement.

figured dimensions to be taken in preference to scaled dimensions. verify all dimensions on the job before preparing shop drawings or commencing work. dimensions shown are computer generated and the contractor is to apply standard building tolerances.

verified suitable for the use stipulated by the relevant revision/issue only if initiated and checked by an authorised dem (aust) Pty limited representative.

amendments	no.	date	amendment	by	chk'd	init	chk'd	verified
A01	16/12/22	DA ISSUE		ML	ML	GZ	JP	
A02	09/02/24	AMENDMENTS TO ADDRESS VIA		WJ	WJ	JP	JP	
A03	13/02/24	REVISED DA ISSUE		WJ	WJ	JP	JP	
A04	15/07/24	POST DA AMENDMENT		ML	ML	JP	JP	

north point



dem

planning, urban design, architecture, landscape architecture, interior design

p: po box 5036 west chatswood nsw 1515
t: (02) 8966 6000
w: www.dem.com.au

project/client

Waluya Pty Ltd Gosford Transport
7A-11 Racecourse Rd, 5-9 Faunce St & Young St, West Gosford, NSW 2250

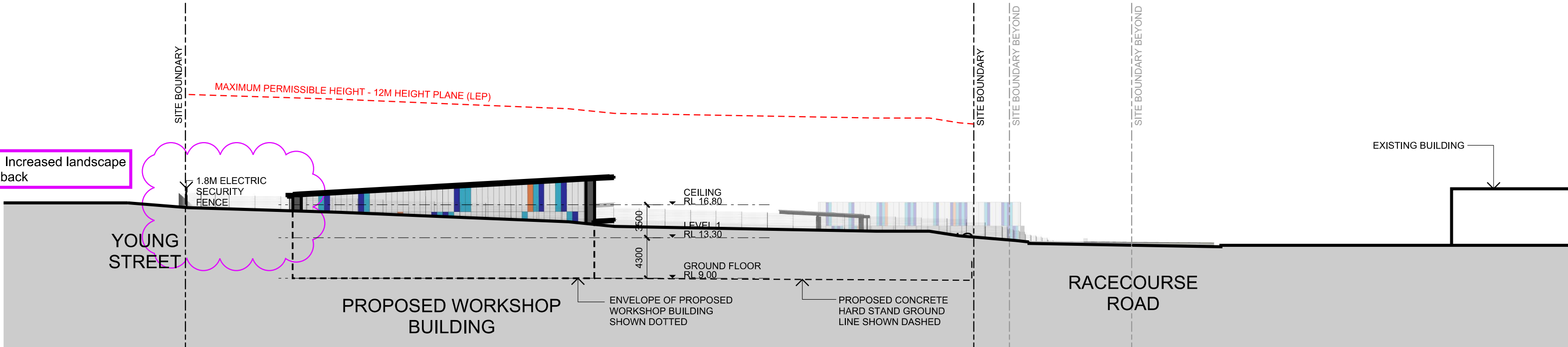
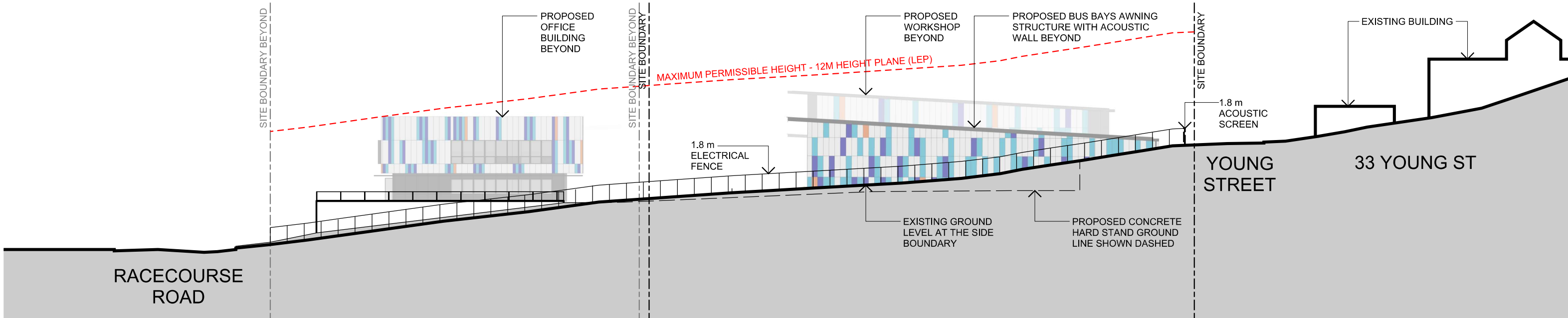
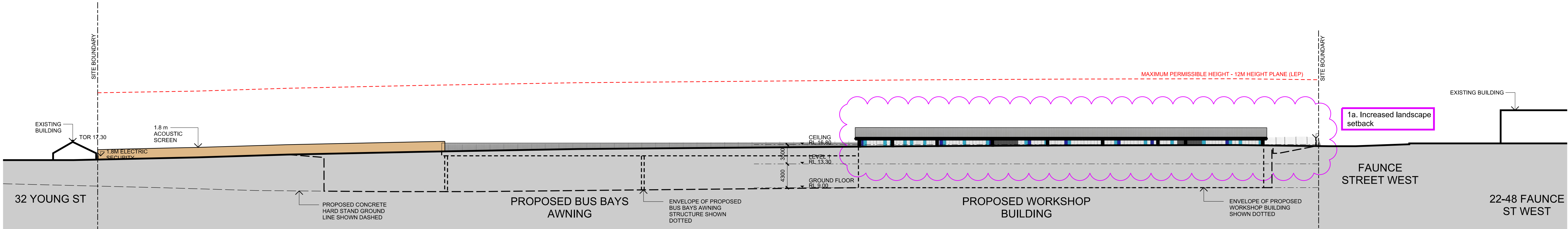
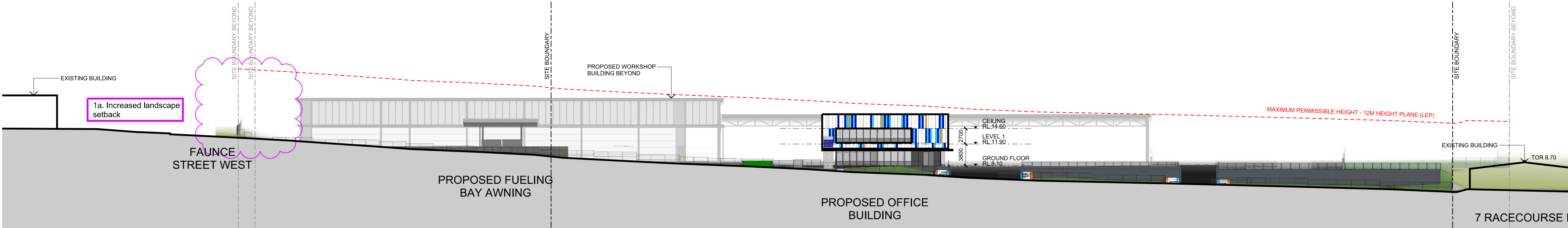
civil & structural engineer

building service

drawing title
building sections
sheet 2

da issue

original	scale	drawn	project no.
a1	1:200	ml	4548-00
drawing no.	rev no.		
ar-2211	a04		



NORTH ELEVATION
FAUNCE STREET
SCALE 1:400

any reports, drawings, advice or information included or referenced that is prepared and/or provided by any other party, including the client/principal, is the sole representation of the party who prepared the report drawings, advice or information and does not constitute a representation by dem (aust) Pty limited. dem (aust) Pty limited expressly takes no responsibility for any documents, advice or other material prepared by any other party.



All miscellaneous items such as stairs, ramps, bollards, benches, seats, handrails, ballustrades, water features, playground equipment, fences and the like that are indicated on the drawings, are indicated as design intent only. Refer Structural Engineer's documents for detailed engineering requirements related to all supports /structural aspects of these elements. Where specific support / structural information is not shown in the design documents the Contractor shall allow to provide all necessary structural supports / footings as required to ensure installations are structurally sound and adequate to suit the installation. The Contractor shall be responsible for providing all necessary structural engineering inputs & certifications necessary to satisfy this requirement.

figured dimensions to be taken in preference to scaled dimensions. verify all dimensions on the job before preparing shop drawings or commencing work. dimensions shown are computer generated and the contractor is to apply standard building tolerances.

verified suitable for the use stipulated by the relevant revision/issue only if initiated and checked by an authorised dem (aust) Pty limited representative.

amendments					verified		
no.	date	amendment	by	chk'd	init	chk'd	
A01	16/12/22	DA ISSUE	ML	ML	GZ	JP	
A02	13/02/24	REVISED DA ISSUE	ML	ML	WJ	WJ	
A03	15/07/24	POST DA AMENDMENT	ML	ML	JP	JP	

north point



dem

planning, urban design, architecture,
landscape architecture, interior design

p: po box 5036 west chatswood nsw 1515
t: (02) 8966 6000
w: www.dem.com.au

project/client

Waluya Pty Ltd Gosford Transport
7A-11 Racecourse Rd, 5-9 Faunce St & Young St, West Gosford, NSW 2250

civil & structural engineer

building service

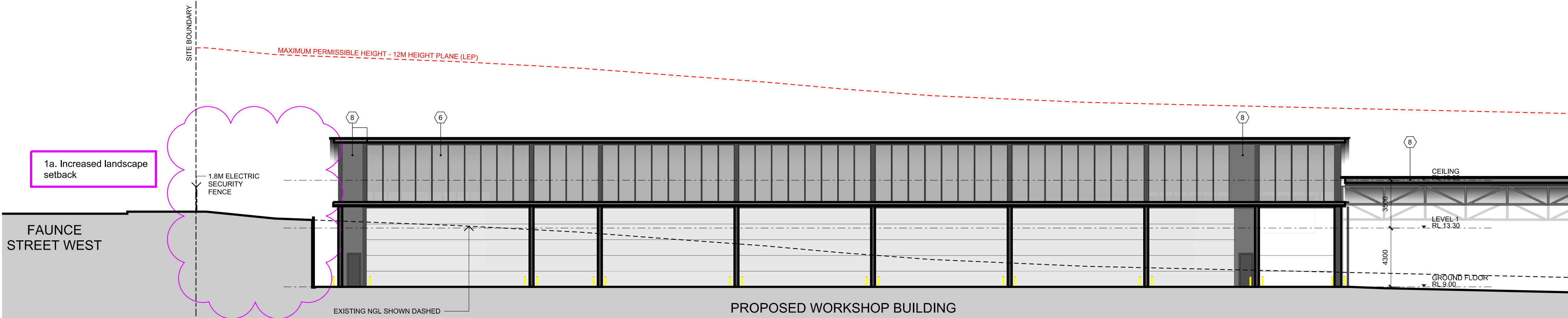
drawing title
site elevations

da issue

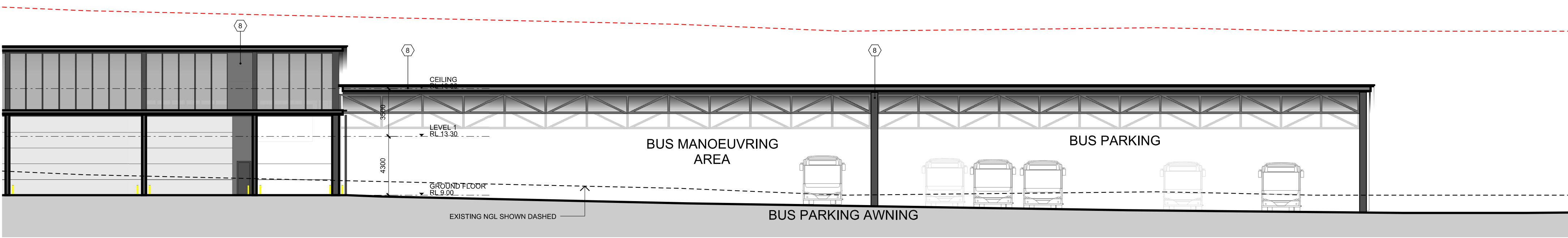
original	scale	drawn	project no.
a1	1:400	ml	4548-00
drawing no.			rev no.

ar--2600 a02

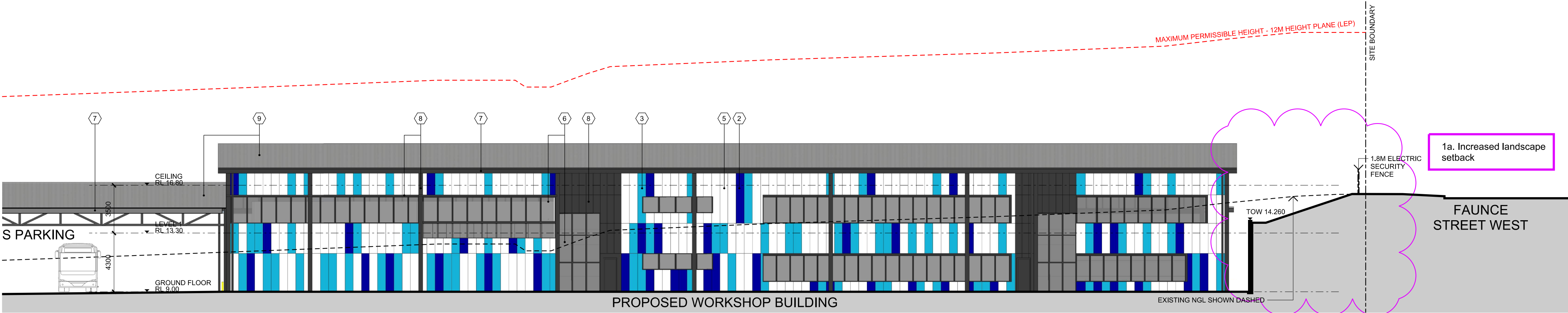
NOTE:
MINOR CHANGES TO FORM AND CONFIGURATION MAY BE REQUIRED WHEN DRAWINGS ARE SUBSEQUENTLY PREPARED FOR CONSTRUCTION PURPOSES AFTER THE GRANT OF THE DEVELOPMENT CONSENT.



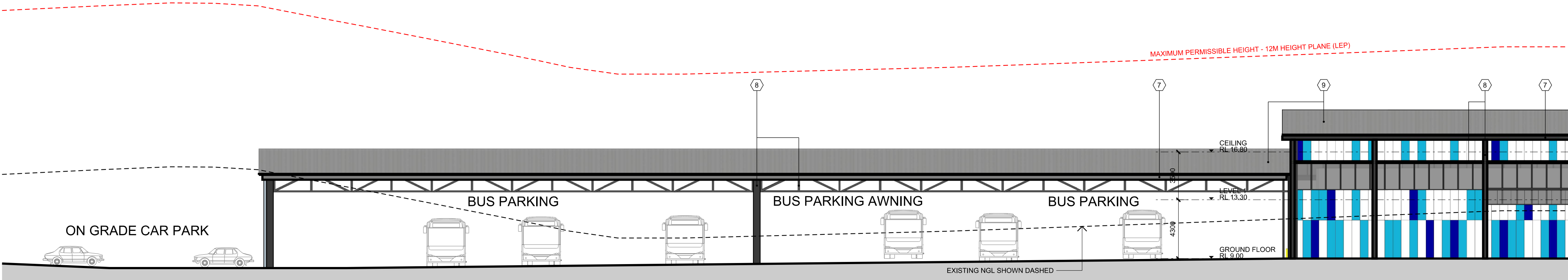
WEST ELEVATION
WORKSHOP
SCALE 1:200



WEST ELEVATION
BUS PARKING AWNING
SCALE 1:200



EAST ELEVATION
WORKSHOP
SCALE 1:200



EAST ELEVATION
WORKSHOP
SCALE 1:200

NOTE:
MINOR CHANGES TO FORM AND CONFIGURATION MAY BE REQUIRED WHEN DRAWINGS ARE SUBSEQUENTLY
PREPARED FOR CONSTRUCTION PURPOSES AFTER THE GRANT OF THE DEVELOPMENT CONSENT.

legend

- CONCRETE STRUCTURE
COLOUR: LIGHT GREY
- WALL CLADDING
HIGHLIGHT COLOUR:
DARK BLUE
- WALL CLADDING
HIGHLIGHT COLOUR:
TURQUOISE
- WALL CLADDING
HIGHLIGHT COLOUR:
ORANGE
- WALL CLADDING
COLOUR: SILVER
METALIC
- ALUMINIUM WINDOW
AND DOOR FRAMES
COLOUR: DARK GREY
- CUTTERS AND
DOWNPIPES
COLOUR: DARK
GREY
- WALL CLADDING
COLOUR: CHARCOAL
- METAL ROOF SHEETING

copyright of dem (aust) Pty limited abn 92 085 486 844.
any unauthorised use or distribution of information depicted on this document
without dem (aust) Pty limited prior consent is prohibited.

any reports, drawings, advice or information included or referenced that is
prepared and/or provided by any other party, including the client/principal, is
the sole representation of the party who prepared the report drawings, advice
or information and does not constitute a representation by dem (aust) Pty
limited. dem (aust) Pty limited expressly takes no responsibility for any
documents, advice or other material prepared by any other party.



All miscellaneous items such as stairs, ramps, bollards, benches, seats,
handrails, ballustrades, water features, playground equipment, fences and
the like that are indicated on the drawings, are indicated as design intent
only. Refer Structural Engineer's documents for detailed engineering
requirements related to all supports /structural aspects of these elements.
Where specific support / structural information is not shown in the design
documents the Contractor shall allow to provide all necessary structural
supports / footings as required to ensure installations are structurally sound
and adequate to suit the installation. The Contractor shall be responsible
for providing all necessary structural engineering inputs & certifications
necessary to satisfy this requirement.

figured dimensions to be taken in preference to scaled dimensions. verify all
dimensions on the job before preparing shop drawings or commencing work.
dimensions shown are computer generated and the contractor is to apply
standard building tolerances.

verified suitable for the use stipulated by the relevant revision/issue
only if initiated and checked by an authorised dem (aust) Pty limited
representative.

amendments	no.	date	amendment	by	chk'd	init	chk'd	verified
A01	16/12/22	DA ISSUE	ML	ML	GZ	JP		
A02	13/02/24	REVISED DA ISSUE	ML	ML	WJ	WJ		
A03	15/07/24	POST DA AMENDMENT	ML	ML	JP	JP		

north point



dem

planning, urban design, architecture,
landscape architecture, interior design

p: po box 5036 west chatswood nsw 1515
t: (02) 8966 6000
w: www.dem.com.au

project/client

**Waluya Pty Ltd Gosford
Transport
7A-11 Racecourse Rd, 5-9
Faunce St & Young St,
West Gosford, NSW 2250**

civil & structural engineer

building service

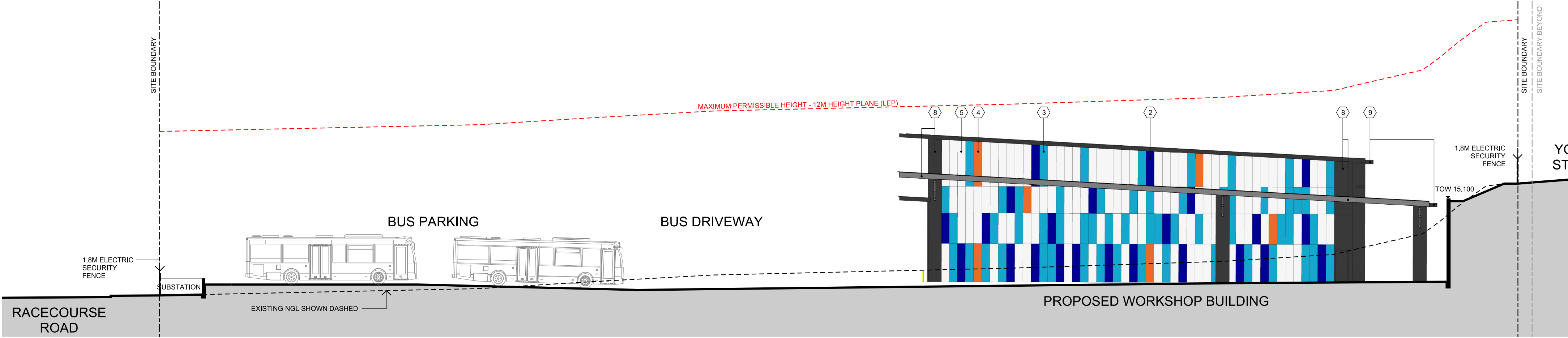
drawing title
**building elevations
sheet 1**

da issue

original	scale	drawn	project no.
a1	1:200	ml	4548-00
drawing no.	rev no.		

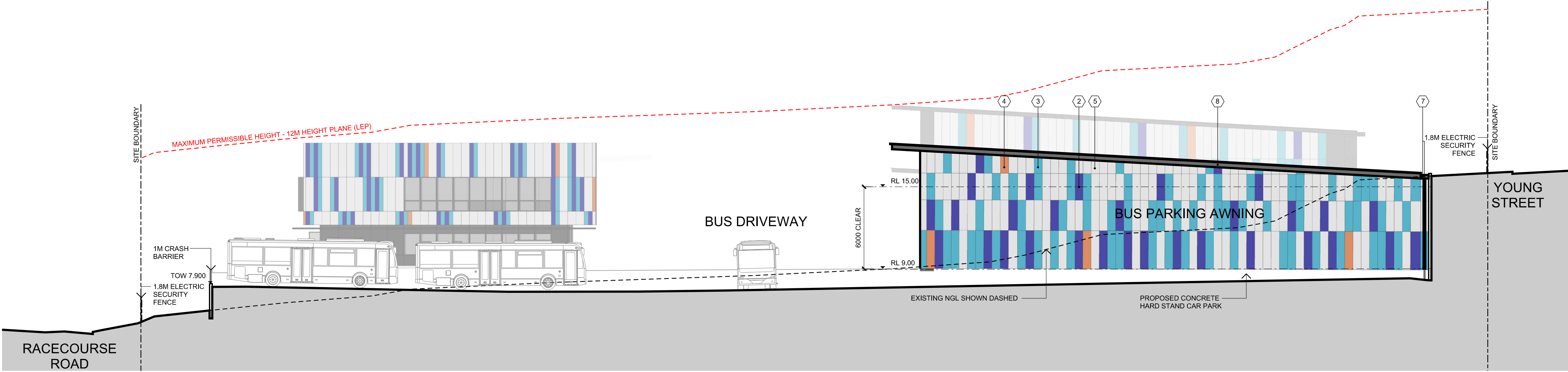
ar-2610

a03



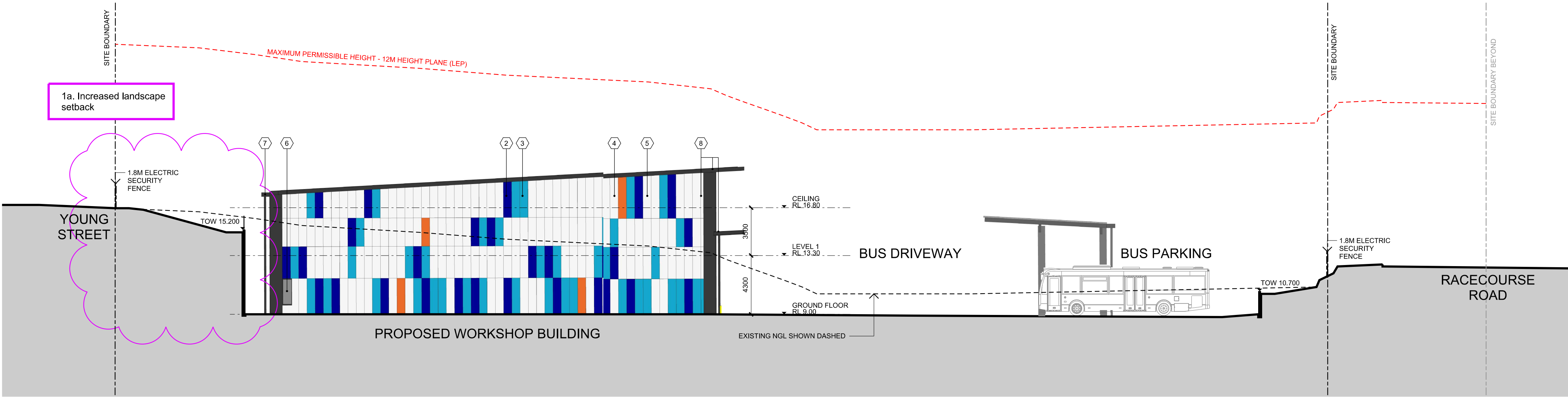
NORTH ELEVATION
WORKSHOP

SCALE 1:200



NORTH ELEVATION
BUS PARKING AWNING

SCALE 1:200



SOUTH ELEVATION
WORKSHOP

SCALE 1:200

NOTE:
MINOR CHANGES TO FORM AND CONFIGURATION MAY BE REQUIRED WHEN DRAWINGS ARE SUBSEQUENTLY PREPARED FOR CONSTRUCTION PURPOSES AFTER THE GRANT OF THE DEVELOPMENT CONSENT.

legend

- CONCRETE STRUCTURE
COLOUR: LIGHT GREY
- WALL CLADDNG
HIGHLIGHT COLOUR:
DARK BLUE
- WALL CLADDNG
HIGHLIGHT COLOUR:
TURQUOISE
- WALL CLADDNG
HIGHLIGHT COLOUR:
ORANGE
- WALL CLADDNG
COLOUR: SILVER
METALIC
- ALUMINIUM WINDOW
AND DOOR FRAMES
COLOUR: DARK GREY
- CUTTERS AND
DOWNPIPES
COLOUR: DARK
GREY
- WALL CLADDNG
COLOUR: CHARCOAL
- METAL ROOF SHEETING

copyright of dem (aust) pty limited abn 92 085 486 844. any unauthorised use or distribution of information depicted on this document without dem (aust) pty limited prior consent is prohibited.

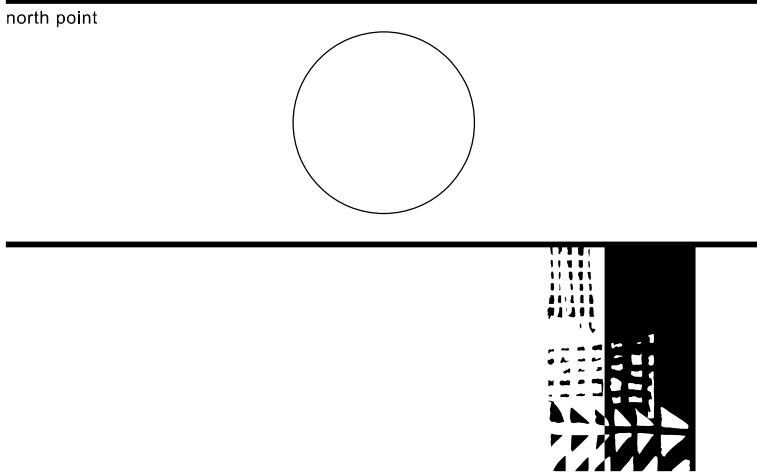
any reports, drawings, advice or information included or referenced that is prepared and/or provided by any other party, including the client/principal, is the sole representation of the party who prepared the report/drawings, advice or information and does not constitute a representation by dem (aust) pty limited. dem (aust) pty limited expressly takes no responsibility for any documents, advice or other material prepared by any other party.

All miscellaneous items such as stairs, ramps, bollards, benches, seats, handrails, ballustrades, water features, playground equipment, fences and the like that are indicated on the drawings, are indicated as design intent only. Refer Structural Engineer's documents for detailed engineering requirements related to all supports /structural aspects of these elements. Where specific support / structural information is not shown in the design documents the Contractor shall allow to provide all necessary structural supports / footings as required to ensure installations are structurally sound and adequate to suit the installation. The Contractor shall be responsible for providing all necessary structural engineering inputs & certifications necessary to satisfy this requirement.

figured dimensions to be taken in preference to scaled dimensions. verify all dimensions on the job before preparing shop drawings or commencing work. dimensions shown are computer generated and the contractor is to apply standard building tolerances.

verified suitable for the use stipulated by the relevant revision/issue. only if initialed and checked by an authorised dem (aust) pty limited representative.

amendments	no.	date	amendment	by	chk'd	init	chk'd	verified
A01	16/12/22	DAISSUE		ML	ML	GZ	JP	
A02	13/02/24	REVISED DA ISSUE		ML	ML	WJ	WJ	
A03	15/07/24	POST DA AMENDMENT		ML	ML	JP	JP	



dem

planning, urban design, architecture,
landscape architecture, interior design

p: po box 5036 west chatswood nsw 1515
t: (02) 8966 6000
w: www.dem.com.au

project/client
Waluya Pty Ltd Gosford Transport
7A-11 Racecourse Rd, 5-9 Faunce St & Young St, West Gosford, NSW 2250

civil & structural engineer

building service

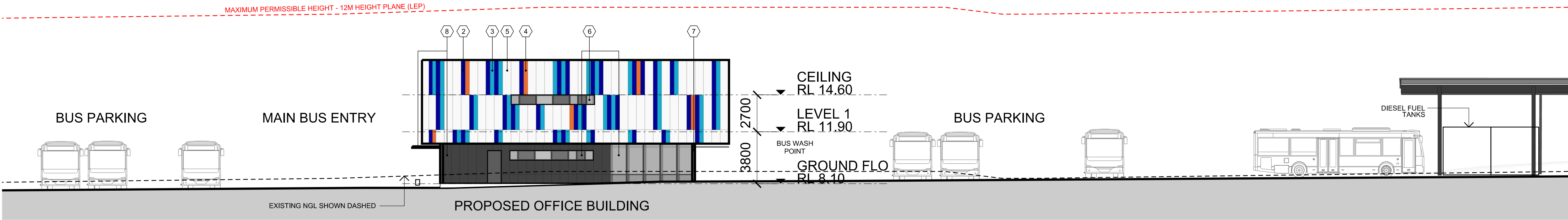
drawing title
building elevations sheet 2

da issue

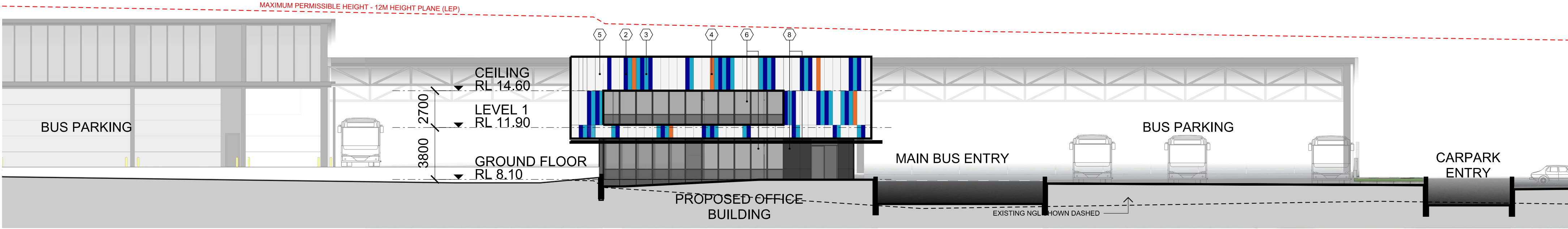
original	scale	drawn	project no.
a1	1:200	ml	4548-00
drawing no.			rev no.

ar-2611

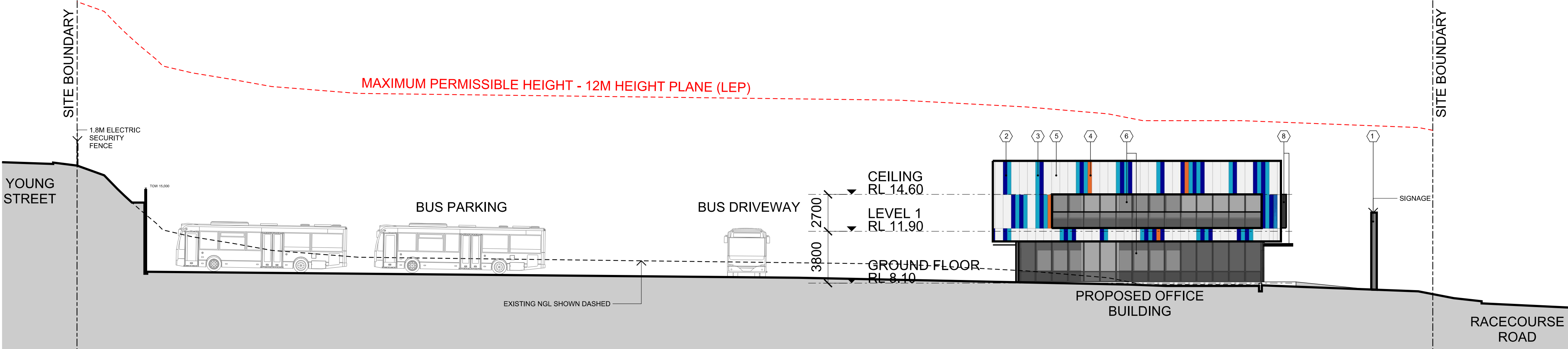
a03



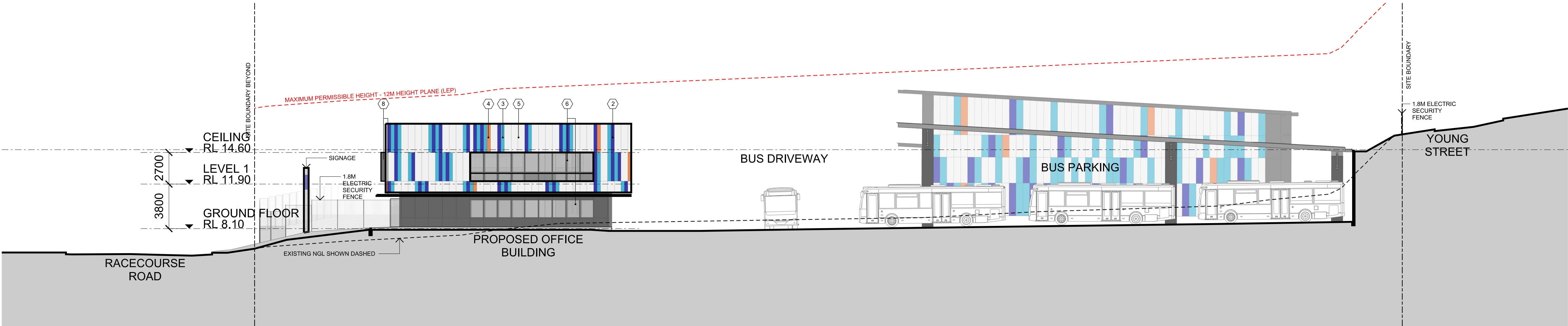
EAST ELEVATION
OFFICE
SCALE 1:200



WEST ELEVATION
OFFICE
SCALE 1:200



NORTH ELEVATION
OFFICE
SCALE 1:200



SOUTH ELEVATION
OFFICE
SCALE 1:200

legend

- 1 CONCRETE STRUCTURE
COLOUR: LIGHT GREY
- 2 WALL CLADDING
HIGHLIGHT COLOUR:
DARK BLUE
- 3 WALL CLADDING
HIGHLIGHT COLOUR:
TURQUOISE
- 4 WALL CLADDING
HIGHLIGHT COLOUR:
ORANGE
- 5 WALL CLADDING
COLOUR: SILVER
METALIC
- 6 ALUMINIUM WINDOW
AND DOOR FRAMES
COLOUR: DARK GREY
- 7 CUTTERS AND
DOWNPIPES
COLOUR: DARK
GREY
- 8 WALL CLADDING
COLOUR: CHARCOAL
- 9 METAL ROOF SHEETING

copyright of dem (aust) Pty limited abn 92 085 486 844.
any unauthorised use or distribution of information depicted on this document
without dem (aust) Pty limited prior consent is prohibited.

any reports, drawings, advice or information included or referenced that is
prepared and/or provided by any other party, including the client/principal, is
the sole representation of the party who prepared the report drawings, advice
or information and does not constitute a representation by dem (aust) Pty
limited. dem (aust) Pty limited expressly takes no responsibility for any
documents, advice or other material prepared by any other party.


All miscellaneous items such as stairs, ramps, bollards, benches, seats,
handrails, balustrades, water features, playground equipment, fences and
the like that are indicated on the drawings, are indicated as design intent
only. Refer Structural Engineer's documents for detailed engineering
requirements related to all supports / structural aspects of these elements.
Where specific support / structural information is not shown in the design
documents the Contractor shall allow to provide all necessary structural
supports / footings as required to ensure installations are structurally sound
and adequate to suit the installation. The Contractor shall be responsible
for providing all necessary structural engineering inputs & certifications
necessary to satisfy this requirement.

figured dimensions to be taken in preference to scaled dimensions. verify all
dimensions on the job before preparing shop drawings or commencing work.
dimensions shown are computer generated and the contractor is to apply
standard building tolerances.

verified suitable for the use stipulated by the relevant revision/issue
only if initiated and checked by an authorised dem (aust) Pty limited
representative.

amendments				verified		
no.	date	amendment	by	chk'd	init	chk'd
A01	16/12/22	DA ISSUE	ML	ML	GZ	JP
A02	13/02/24	DA ISSUE	ML	WJ	JP	JP
A03	15/07/24	POST DA AMENDMENT	ML	ML	JP	JP

north point



dem

planning, urban design, architecture,
landscape architecture, interior design

p: po box 5036 west chatswood nsw 1515
t: (02) 8966 6000
w: www.dem.com.au

project/client

**Waluya Pty Ltd Gosford
Transport
7A-11 Racecourse Rd, 5-9
Faunce St & Young St,
West Gosford, NSW 2250**

civil & structural engineer

building service

drawing title
**building elevations
sheet 3**

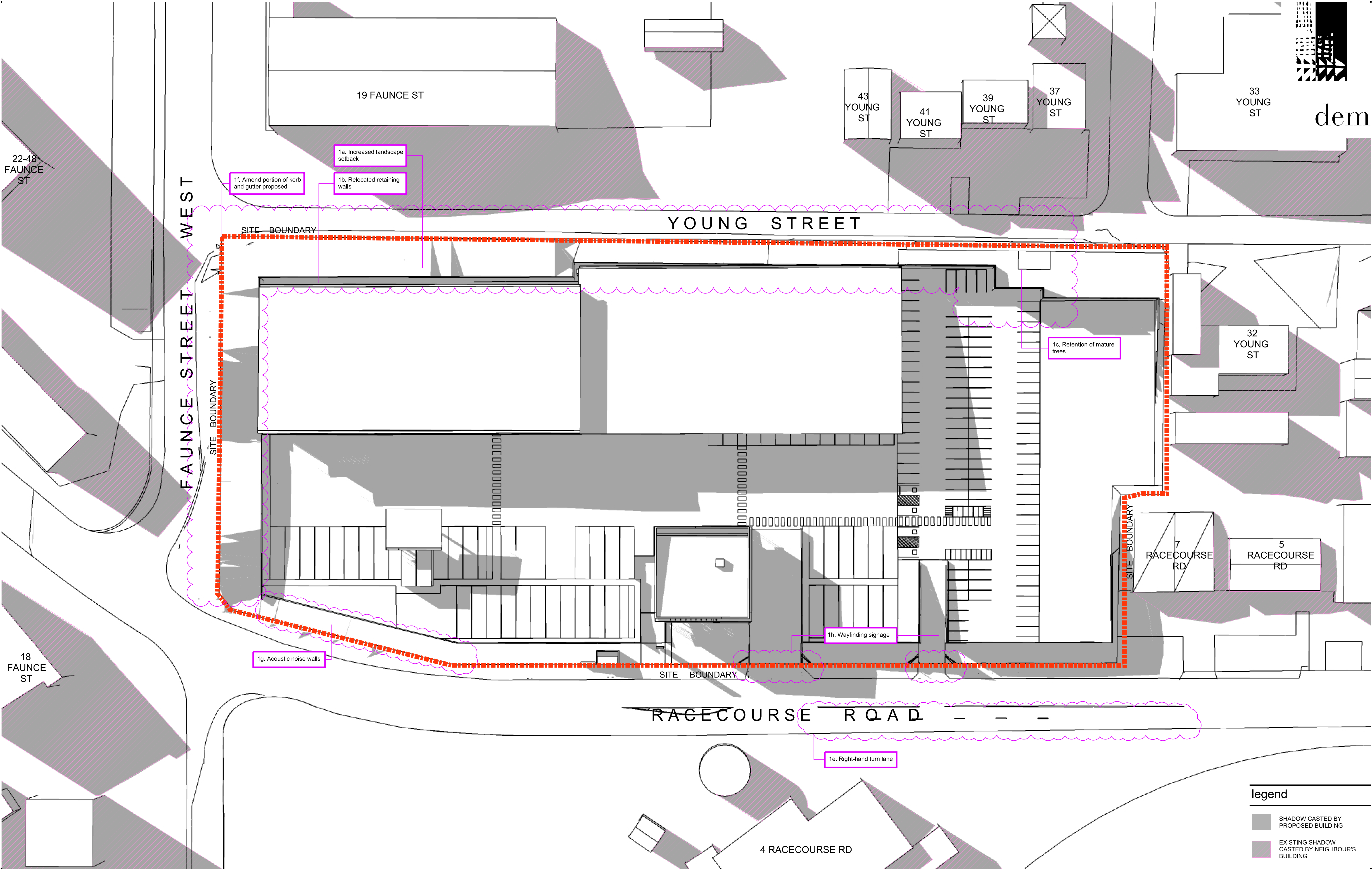
da issue

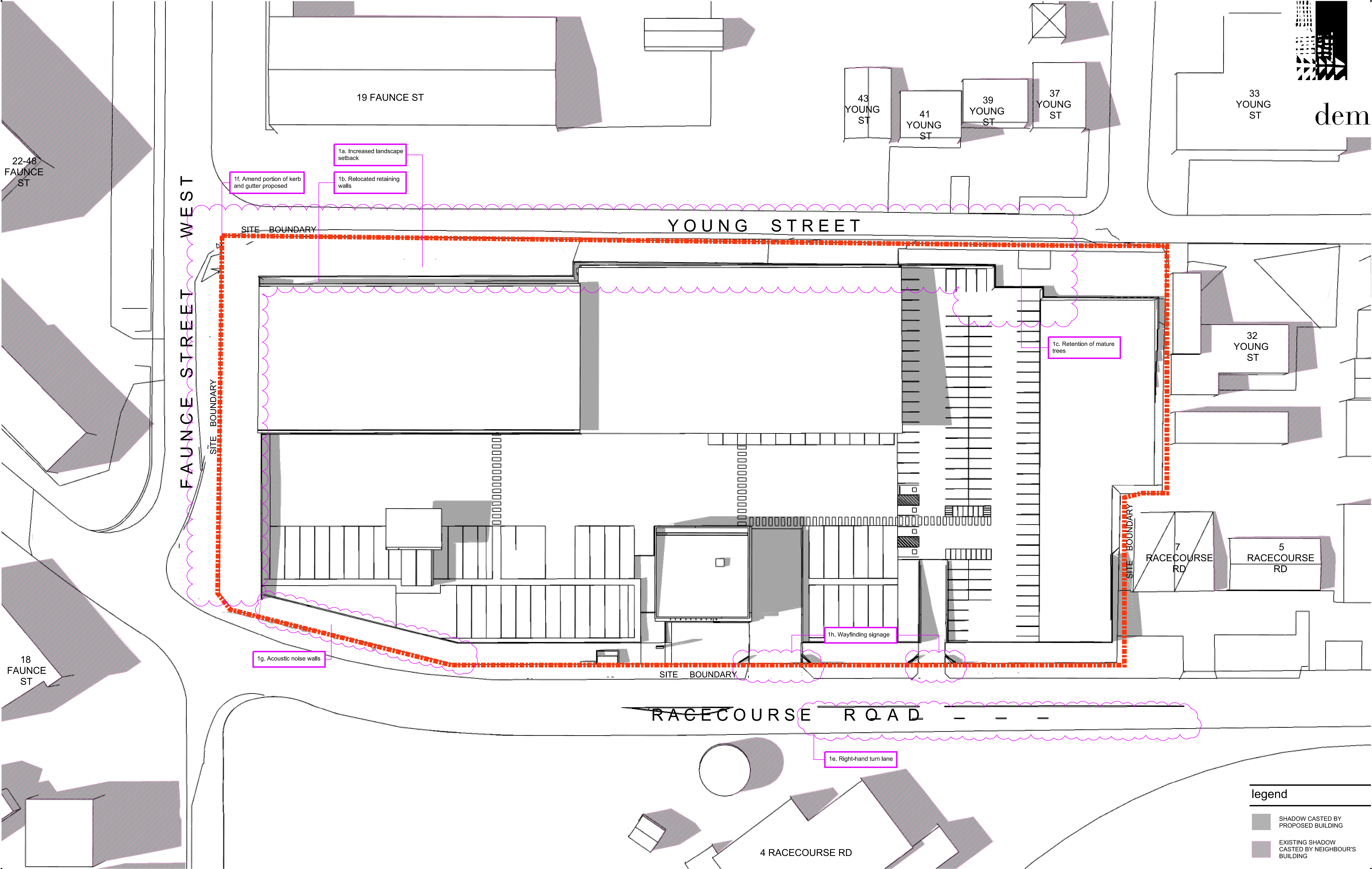
original	scale	drawn	project no.
a1	1:200	ml	4548-00
drawing no.			rev no.

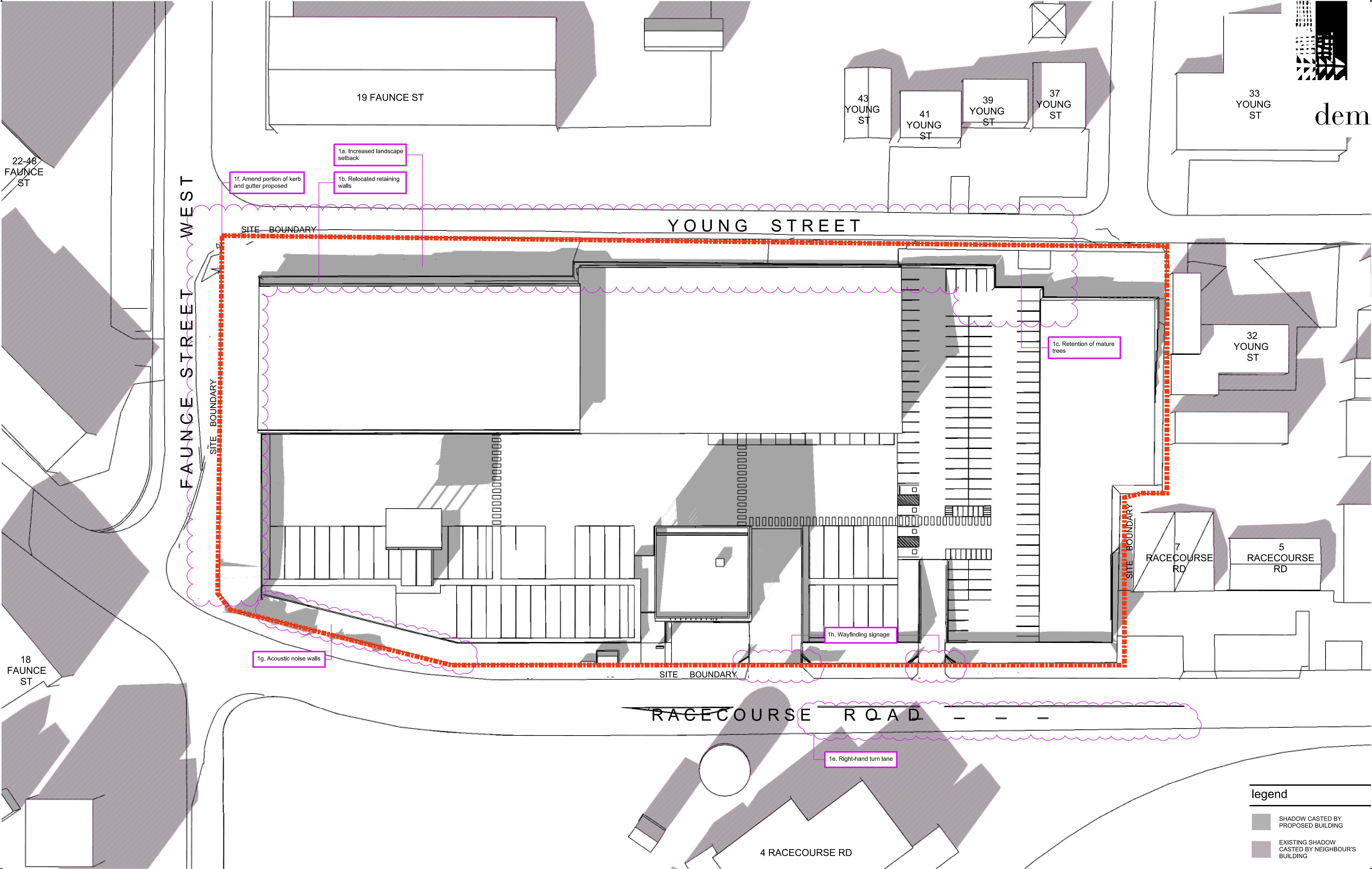
ar-2612

a03

NOTE:
MINOR CHANGES TO FORM AND CONFIGURATION MAY BE REQUIRED WHEN DRAWINGS ARE SUBSEQUENTLY
PREPARED FOR CONSTRUCTION PURPOSES AFTER THE GRANT OF THE DEVELOPMENT CONSENT.







Waluya Pty Ltd Gosford Transport Depot
 7A-11 Racecourse Rd, 5-9 Faunce St & Young St, West Gosford

shadow diagram 3 pm Mid-Winter (21 June)

any reports, drawings, advice or information included or referenced that is prepared and/or provided by any other party, including the client/principal, is the sole representation of the party who prepared the report/drawings, advice or information and does not constitute a representation by dem (aust) Pty limited. dem (aust) Pty limited expressly takes no responsibility for any documents, advice or other material prepared by any other party.

© copyright of dem (aust) Pty limited abn 92 085 486 844.

plotted: 15/07/24

plotted by: MLiu

date
 15/07/24

scale
 1:400
 drwg no.
 arsk5302

proj no.
 4611-00
 rev no.
 -02

planning, urban design, architecture, landscape architecture, interior design
 p: po box 5036 west chatswood nsw 1515
 t: (02) 8966 6000
 w: www.dem.com.au